





Near East Side study area

Community Scale

Key boundaries

-  Beacon Bluff (3M site) parcels
-  Planning Districts
-  Near East Side study area
-  Other key sites

Key sites within the Near East Side study area*

-  1 Beacon Bluff/3M parcels
-  2 Hamm's site
-  3 Building 17 site
-  4 Globe site
-  5 Martin Lumber site
-  6 Hospital Linen site

* Sites listed here are identified for redevelopment and/or rehabilitation potential

