

Community Data

Incorporated	1854
Form of Government	Mayor-Council
Population (2010 Census):	285,068
2013 per capita budgeted City Services	\$1,918
2013 per capita City Property Tax Payment	\$355
Square Miles	51.98
Bond Rating	AAA (S&P); Aa1 (Moody's)

Libraries

Facilities	13
Bookmobile	1
Holdings (2012)	1,036,866
Circulation (2012)	2,866,183
Visits (2012)	2,320,163
Public Access Computers	443
Homework Centers	6

Parks and Recreation

Number of Acres	4,665
Recreation Centers	25
Senior Center	1
Golf Courses	4
Swimming Facilities	4
Tennis Courts	77
Zoo and Conservatory	1
Picnic Facilities	17
Ball Fields	196
Municipal Stadium	1
Miles of Trails	108
Miles of Parkways	42
Boulevard and Park Trees	500,000
Oldest Park	Rice Park (1849)
Most Visited Park	Como Park (3.2 million)

Fire Protection

Stations	15
Firefighters (authorized 2013)	432
Structure Fires (2012)	826
Other Fires and Incidents (2012)	8,211
EMS Incidents (2012)	27,878
Hydrants	6,447

Police Protection

Districts, Substations, Storefronts	11
Sworn Police Officers (authorized 2013)	610
Calls for Service (2012)	273,866

Miles of...

Streets	851	Other Infrastructure	
Sidewalks	1,007	City-owned Bridges	107
Storm Sewers	450	Parking Meters	1,910
Sanitary Sewers	804	Intersections with Signal	385
Water Mains	930	Traffic Signs	65,000
		Street lights	31,351
		Pumping Stations	29

For city tax and budget questions, call:

Office of Financial Services

651-266-8800

Office of Mayor Christopher B. Coleman

651-266-8510

Councilmember Offices

Ward 1
Nathaniel Khaliq (Interim)
651-266-8610

Ward 2
Dave Thune
651-266-8620

Ward 3
Chris Tolbert
651-266-8630

Ward 4
Russ Stark
651-266-8640

Ward 5
Amy Brendmoen
651-266-8650

Ward 6
Dan Bostrom
651-266-8660

Ward 7
Kathy Lantry
651-266-8670

Published by the
Office of Financial Services
700 City Hall
15 W. Kellogg Boulevard
Phone: 651-266-8800
<http://www.stpaul.gov/budget>
AA-ADA-EEO Employer

Call Ramsey County for other property tax and assessment information
651-266-2000

City of Saint Paul 2013 Budget



The Most Livable
City in America

*The information presented reflects a brief overview of the City's 2013 Adopted Budget. For more details please refer to our website:
www.stpaul.gov/budget.*

2013 Adopted City and Library Budgets

(in millions)

(includes internal transfers and subsequent year debt payments)

Operations	\$512
Debt Service	\$59
Total	\$571
Capital Improvements	\$38

2013 Adjusted City and Library Budgets

(in millions)

(without internal transfers and subsequent year debt payments)

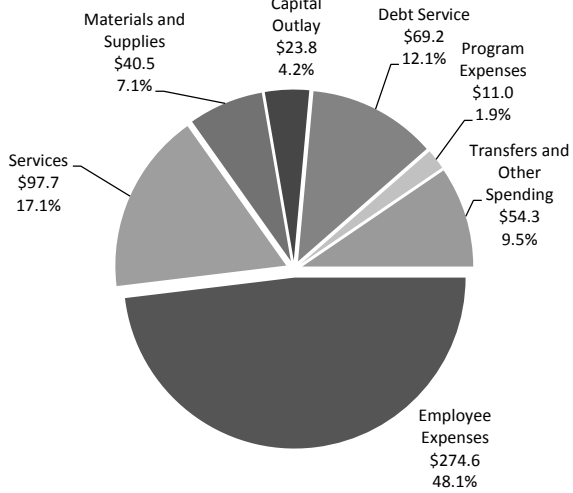
Operations	\$463
Debt Service	\$46
Total	\$509
Capital Improvements	\$38

Total 2013 City Budget

(does not include capital budget)

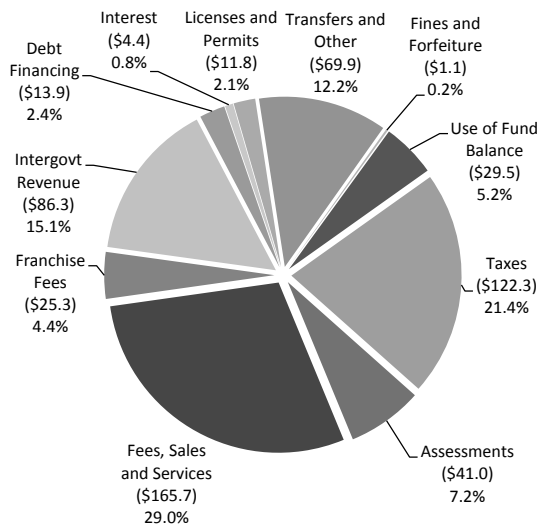
Spending by Category

Total: \$571.1 (millions)



Revenues by Category

Total: (\$571.1) (millions)



Total 2013 Operations Budget by Department

(Excludes Debt Service and Capital Improvements)

Department	Budget (thousands)	FTEs (rounded)
Attorney	\$8,246	64
Council	\$3,037	29
Emergency Management	\$3,511	7
Financial Services	\$15,390	50
Fire and Safety Services	\$61,694	471
General Government Accounts	\$9,801	2
StP-RC Health	\$3,417	38
HREEO	\$5,354	33
Human Resources	\$7,295	28
Libraries	\$17,735	166
Mayor's Office	\$1,882	14
Parks and Recreation	\$57,197	570
Planning & Economic Devel	\$41,927	68
Police	\$98,728	777
Public Works	\$146,925	385
Safety and Inspection	\$18,238	142
Office of Technology	\$11,352	73
Total	\$511,729	2,917

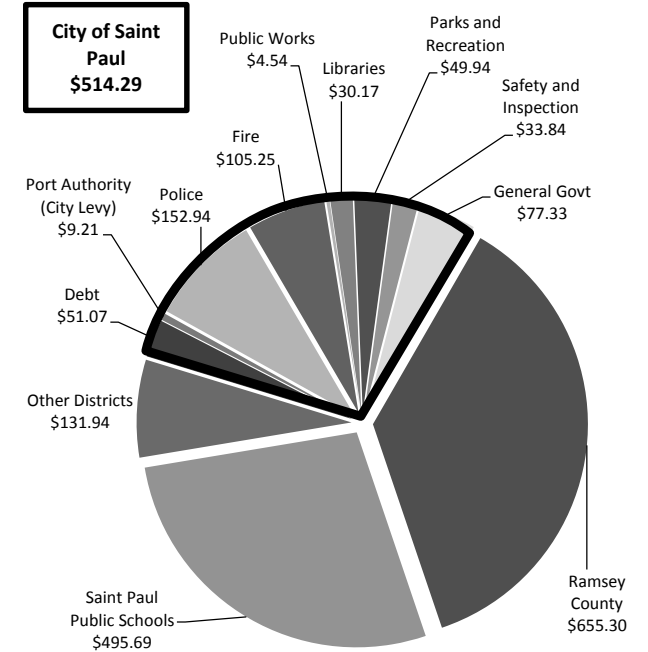
Major State and Federal Revenues (millions)

State	
Local Government Aid	\$50.3
Pension Aids	\$6.4
Municipal State Aid - Operating	\$3.5
Municipal State Aid - Capital	\$6.0
Federal	
Community Development Block Grant	\$6.4

Property Taxes Share for a Median Home

2013 Tax Rates Applied to a Typical Home Valued at \$133,700

Median home property tax bill: \$1,797.22



Estimated Market Value & Taxes by Property Type

