

City of Saint Paul 2014 Budget



The information presented reflects a brief overview of the City's 2014 Adopted Budget. For more details please refer to our website:
www.stpaul.gov/budget

2014 Adopted City and Library Budgets

(in millions)

(includes internal transfers and subsequent year debt payments)

Operations (General fund and Special funds)	\$520
Debt Service	\$56
Total	\$576
Capital Improvements	\$60

2014 Adjusted City and Library Budgets

(in millions)

(without internal transfers and subsequent year debt payments)

Operations (General fund and Special funds)	\$474
Debt Service	\$41
Total	\$515
Capital Improvements	\$60

For city tax and budget questions, call:

Office of Financial Services

651-266-8800

Office of Mayor Christopher B. Coleman

651-266-8510

Councilmember Offices

Ward 1
Dai Thao
651-266-8610

Ward 2
Dave Thune
651-266-8620

Ward 3
Chris Tolbert
651-266-8630

Ward 4
Russ Stark
651-266-8640

Ward 5
Amy Brendmoen
651-266-8650

Ward 6
Dan Bostrom
651-266-8660

Ward 7
Kathy Lantry
651-266-8670

Published by the
Office of Financial Services
700 City Hall
15 W. Kellogg Boulevard
Phone: 651-266-8800
<http://www.stpaul.gov/budget>
AA-ADA-EEO Employer

Call Ramsey County for other property tax and assessment information
651-266-2000

Community Data

Incorporated	1854
Form of Government	Mayor-Council
Population (2012 Estimate):	290,770
2014 per capita budgeted City Services	\$1,978
2014 per capita City Property Tax Payment	\$348
Square Miles	51.98
Bond Rating	AAA (S&P); Aa1 (Moody's)

Libraries

Facilities	13
Bookmobile	1
Holdings (2012)	1,026,400
Circulation (2012)	2,840,868
Visits (2012)	2,111,479
Public Access Computers	445
Homework Centers	6

Parks and Recreation

Number of Acres	4,546
Recreation Centers	24
Senior Center	1
Golf Courses	4
Swimming Facilities	4
Tennis Courts	77
Zoo and Conservatory	1
Picnic Facilities	17
Ball Fields	196
Municipal Stadium	1
Miles of Trails	108
Miles of Parkways	42
Boulevard and Park Trees	500,000
Oldest Park	Rice Park (1849)
Most Visited Park	Como Park (4.4 million)

Fire Protection

Stations	15
Firefighters (authorized 2013)	432
Structure Fires (2013)	796
Other Fires and Incidents (2013)	8,341
EMS Incidents (2013)	29,578
Hydrants	6,447

Police Protection

Districts, Substations, Storefronts	11
Sworn Police Officers (authorized 2013)	615
Calls for Service (2012)	277,186

Miles of...

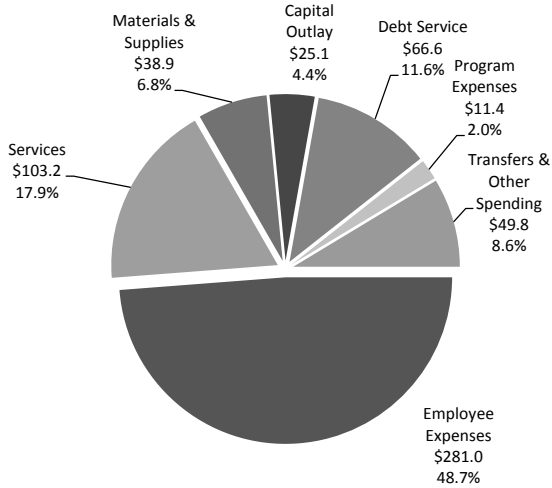
Streets	851	Other Infrastructure	
Sidewalks	1,007	City-owned Bridges	107
Storm Sewers	450	Parking Meters	1,838
Sanitary Sewer:	804	Intersections with Signal:	391
Water Mains	930	Traffic Signs	65,000
		Street lights	40,000
		Pumping Stations	28

Total 2014 City Budget

(does not include capital budget)

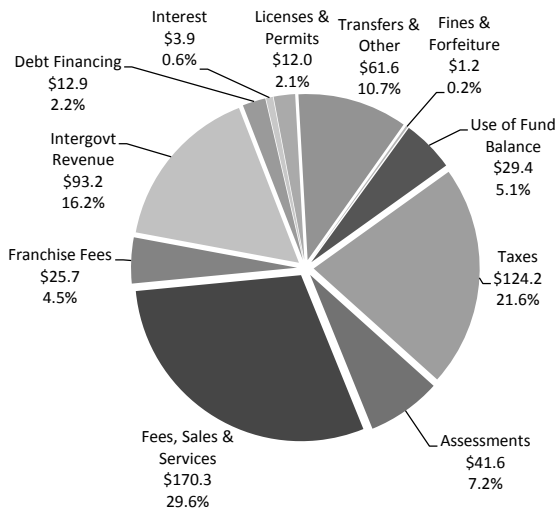
Spending by Category

Total: \$576.0 (millions)



Revenues by Category

Total: \$576.0 (millions)



Total 2014 Operations Budget by Department

(Excludes Debt Service and Capital Improvements)

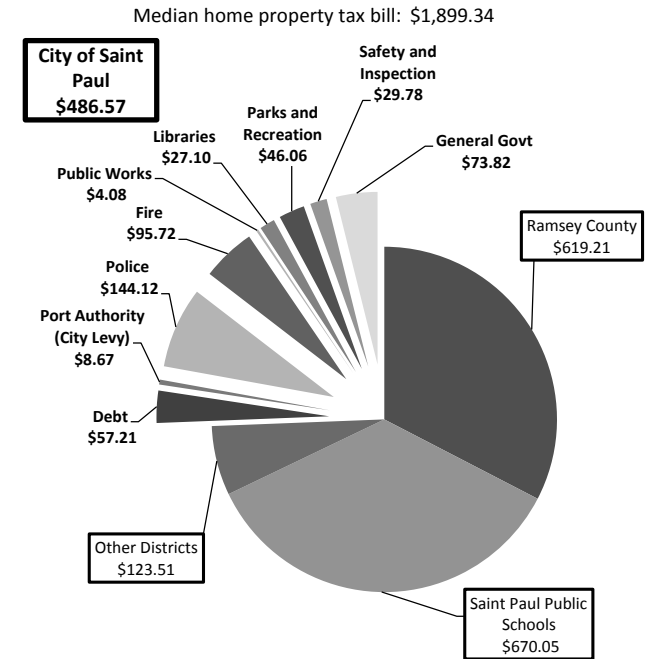
Department	Budget (thousands)	FTEs (rounded)
Attorney	\$8,556	64
Council	\$3,067	29
Emergency Management	\$1,621	8
Financial Services	\$15,969	47
Fire and Safety Services	\$63,489	470
General Government Accounts	\$12,459	2
StP-RC Health	\$3,493	38
HREEO	\$4,149	29
Human Resources	\$7,961	37
Libraries	\$17,820	167
Mayor's Office	\$1,942	14
Parks and Recreation	\$58,683	578
Planning & Economic Devel	\$43,808	70
Police	\$101,800	782
Public Works	\$145,623	384
Safety and Inspection	\$18,088	136
Office of Technology	\$11,355	74
Total	\$519,883	2,929

Major State and Federal Revenues (millions)

State	Amount (\$ millions)
Local Government Aid	\$60.4
Pension Aids	\$6.5
Municipal State Aid - Operating	\$3.0
Municipal State Aid - Capital	\$7.1
Federal	Amount (\$ millions)
Community Development Block Grant	\$6.7

Property Taxes Share for a Median Home

2014 Tax Rates Applied to a Typical Home Valued at \$130,500



Estimated Market Value & Taxes by Property Type

