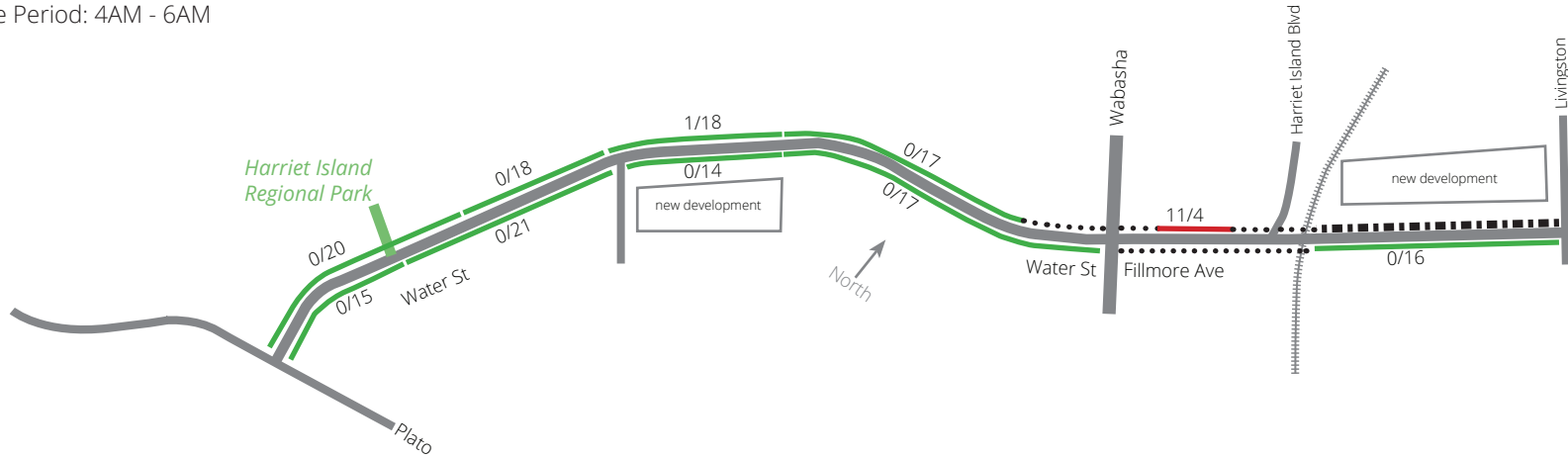
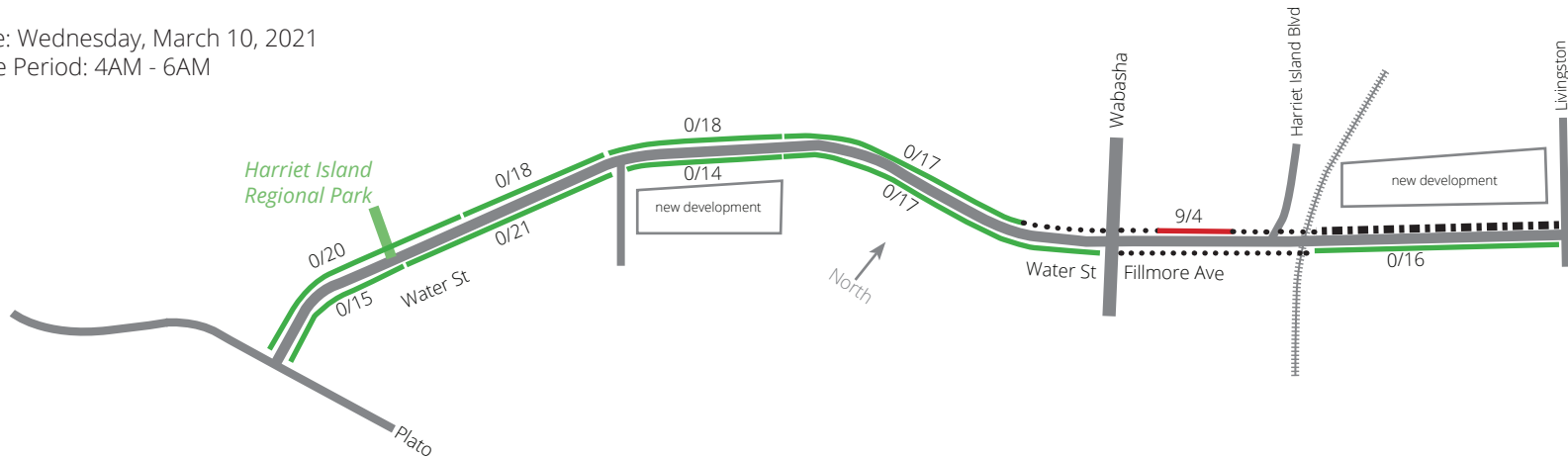


Water St - Fillmore Ave Parking Counts Weekday Early Morning (4AM - 6AM)

Date: Tuesday, March 2, 2021
Time Period: 4AM - 6AM



Date: Wednesday, March 10, 2021
Time Period: 4AM - 6AM



Legend

- Parking currently prohibited
- Temporary NO PARKING due to construction
- 0 - 49%
- 50 - 74%
- 75 - 100+%

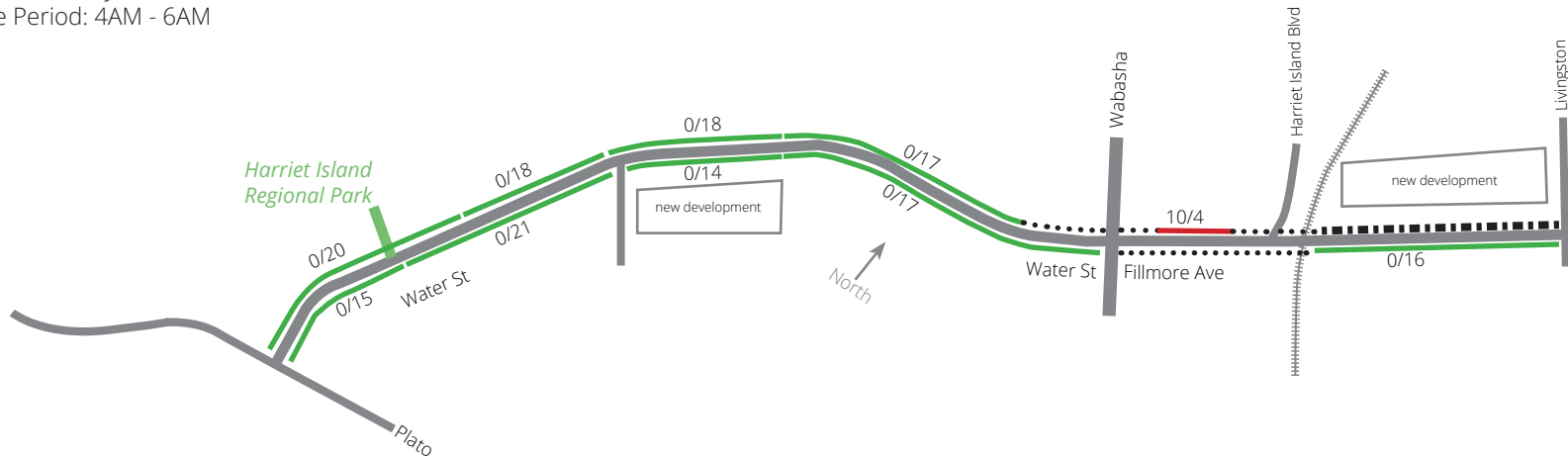
Example: 8/21 =
Observed parked cars/
Estimated legal parking capacity
(Observed parking utilization may exceed estimated legal capacity)



**SAINT PAUL
PUBLIC WORKS**

Water St - Fillmore Ave Parking Counts Weekday Early Morning (4AM - 6AM)

Date: Thursday, March 18, 2021
Time Period: 4AM - 6AM



Legend

..... Parking currently prohibited

..... Temporary NO PARKING due to construction

..... 0 - 49%

..... 50 - 74%

..... 75 - 100+%

Example: 8/21 =

Observed parked cars/
Estimated legal parking capacity

(Observed parking utilization may exceed estimated legal capacity)



**SAINT PAUL
PUBLIC WORKS**

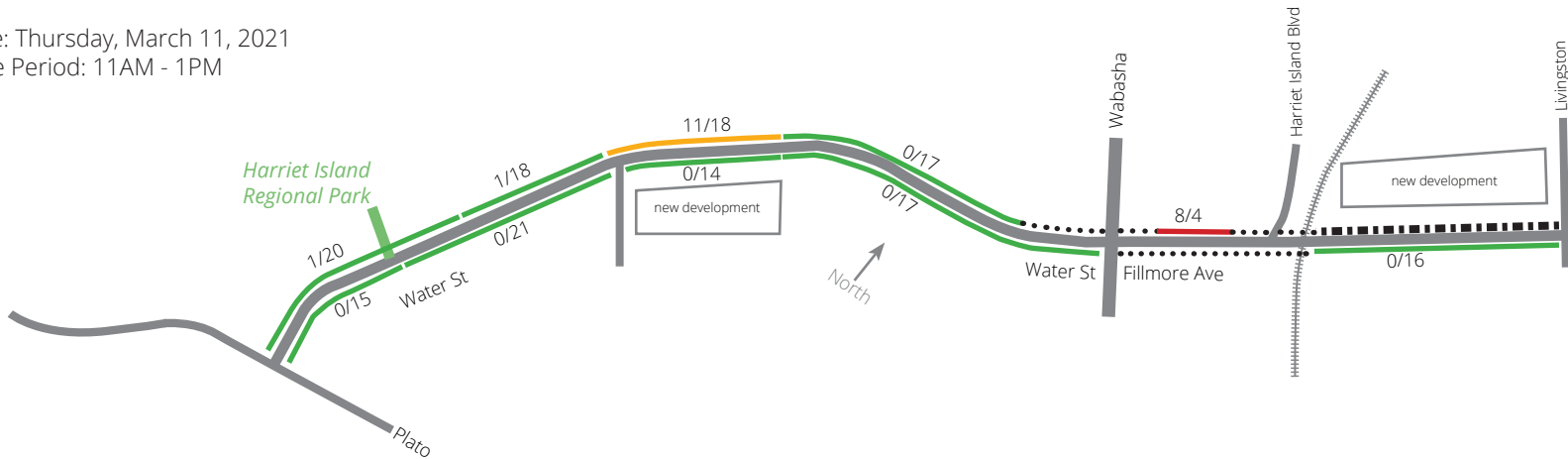
Water St - Fillmore Ave Parking Counts

Weekday Midday (11AM - 1PM)

Date: Wednesday, March 3, 2021
 Time Period: 11AM - 1PM



Date: Thursday, March 11, 2021
 Time Period: 11AM - 1PM



Legend

- Parking currently prohibited
- Temporary NO PARKING due to construction
- 0 - 49%
- 50 - 74%
- 75 - 100+%

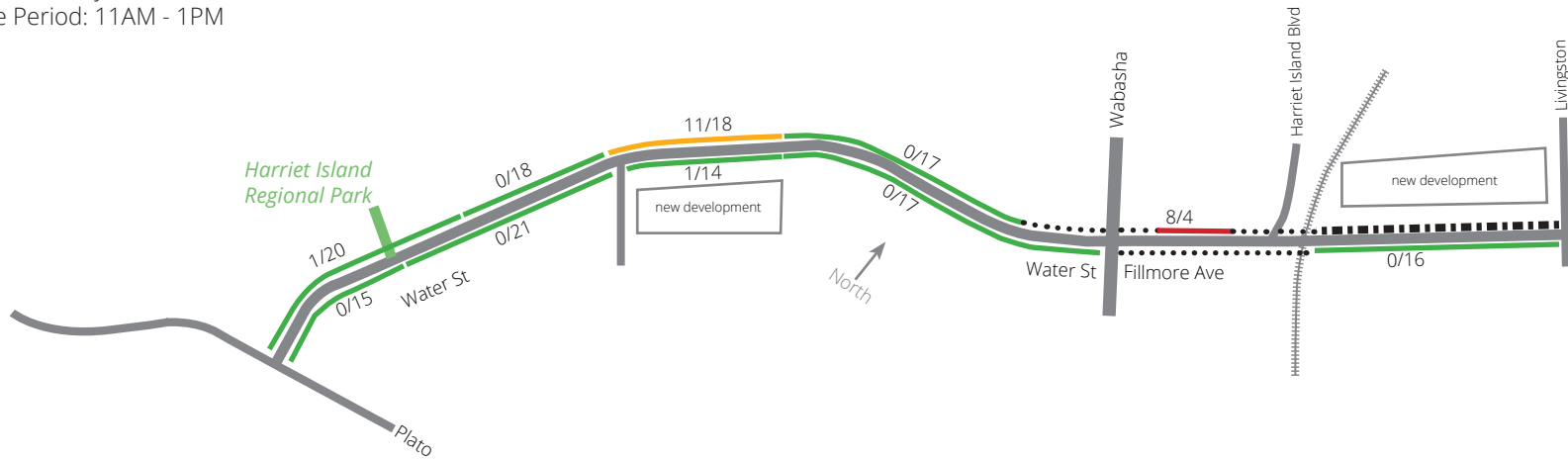
Example: 8/21 =
 Observed parked cars/
 Estimated legal parking capacity
 (Observed parking utilization may exceed estimated legal capacity)



SAINT PAUL
PUBLIC WORKS

Water St - Fillmore Ave Parking Counts Weekday Midday (11AM - 1PM)

Date: Tuesday, March 16, 2021
Time Period: 11AM - 1PM



Legend

- Parking currently prohibited
- Temporary NO PARKING due to construction
- 0 - 49%
- 50 - 74%
- 75 - 100+%

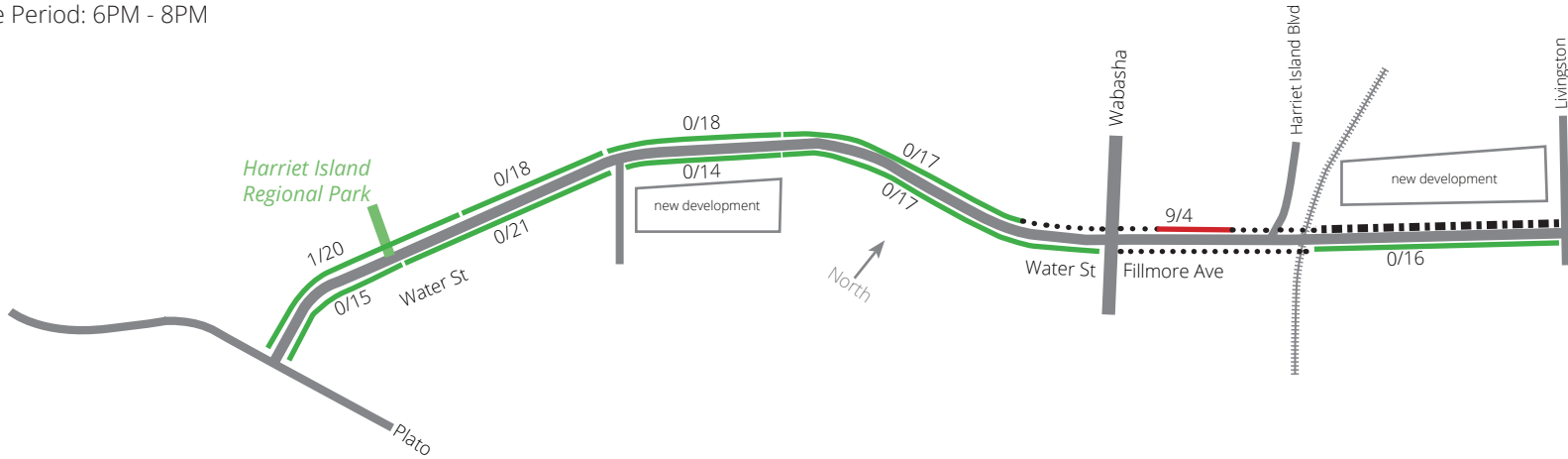
Example: 8/21 =
Observed parked cars/
Estimated legal parking capacity
(Observed parking utilization may exceed estimated legal capacity)



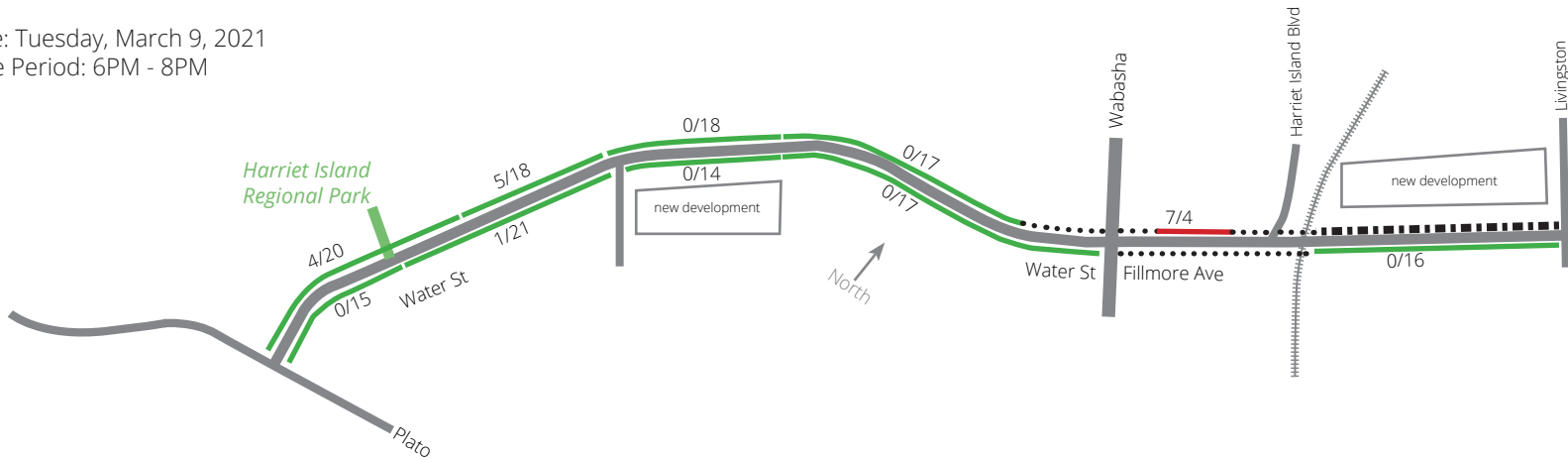
SAINT PAUL
PUBLIC WORKS

Water St - Fillmore Ave Parking Counts Weekday Evening (6PM - 8PM)

Date: Thursday, March 4, 2021
Time Period: 6PM - 8PM



Date: Tuesday, March 9, 2021
Time Period: 6PM - 8PM



Legend

- Parking currently prohibited
- Temporary NO PARKING due to construction
- 0 - 49%
- 50 - 74%
- 75 - 100+%

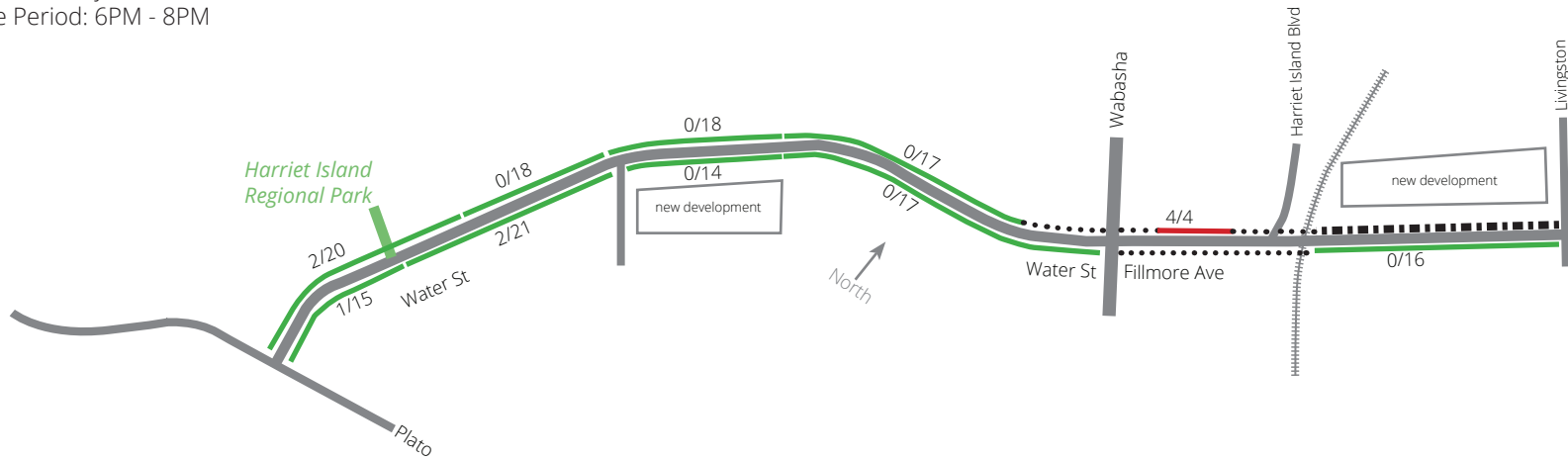
Example: 8/21 =
Observed parked cars/
Estimated legal parking capacity
(Observed parking utilization may exceed estimated legal capacity)



**SAINT PAUL
PUBLIC WORKS**

Water St - Fillmore Ave Parking Counts Weekday Evening (6PM - 8PM)

Date: Tuesday, March 17, 2021
Time Period: 6PM - 8PM



Legend

- Parking currently prohibited
- Temporary NO PARKING due to construction
- 0 - 49%
- 50 - 74%
- 75 - 100+%

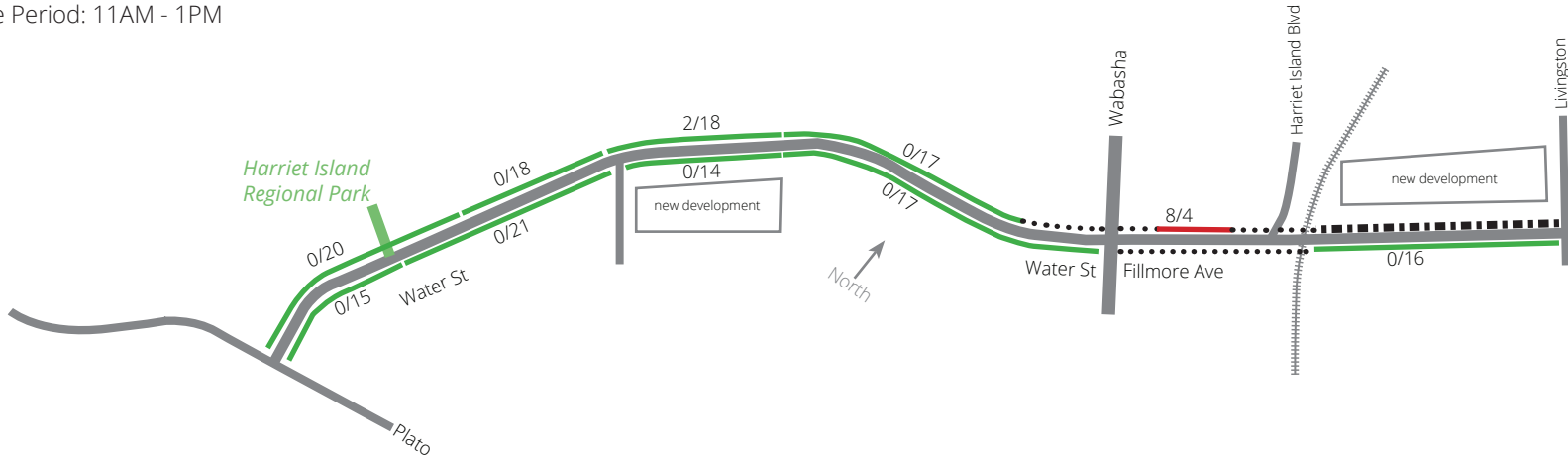
Example: 8/21 =
Observed parked cars/
Estimated legal parking capacity
(Observed parking utilization may exceed estimated legal capacity)



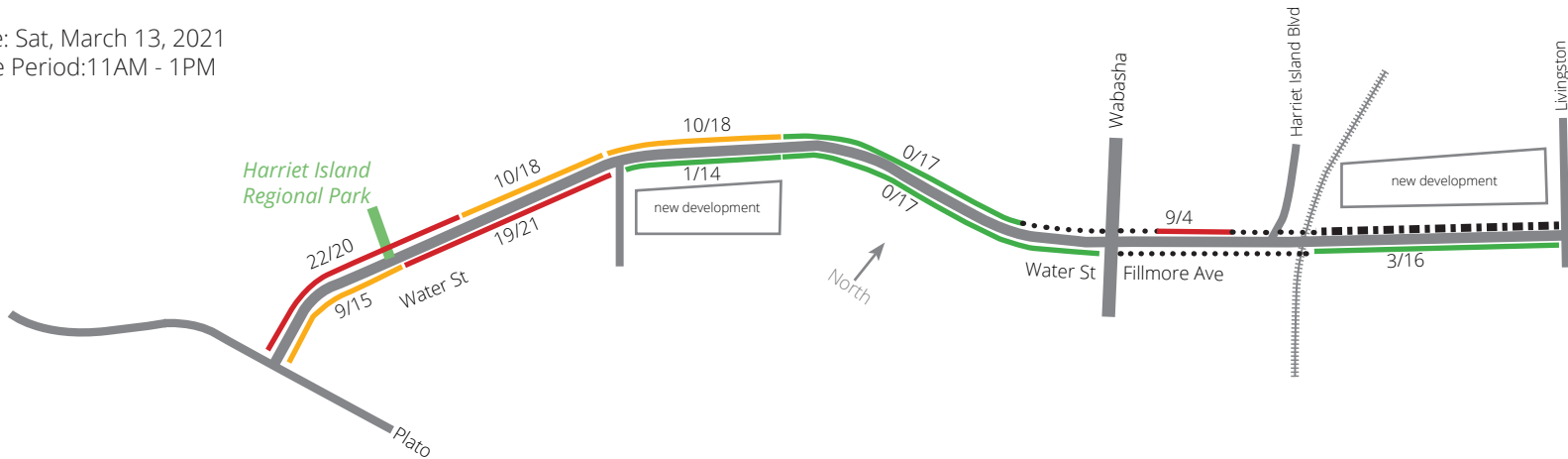
SAINT PAUL
PUBLIC WORKS

Water St - Fillmore Ave Parking Counts Weekend Midday (11AM - 1PM)

Date: Saturday, Feb 27, 2021
Time Period: 11AM - 1PM



Date: Sat, March 13, 2021
Time Period: 11AM - 1PM



Legend

- Parking currently prohibited
- Temporary NO PARKING due to construction
- Green line 0 - 49%
- Yellow line 50 - 74%
- Red line 75 - 100+%

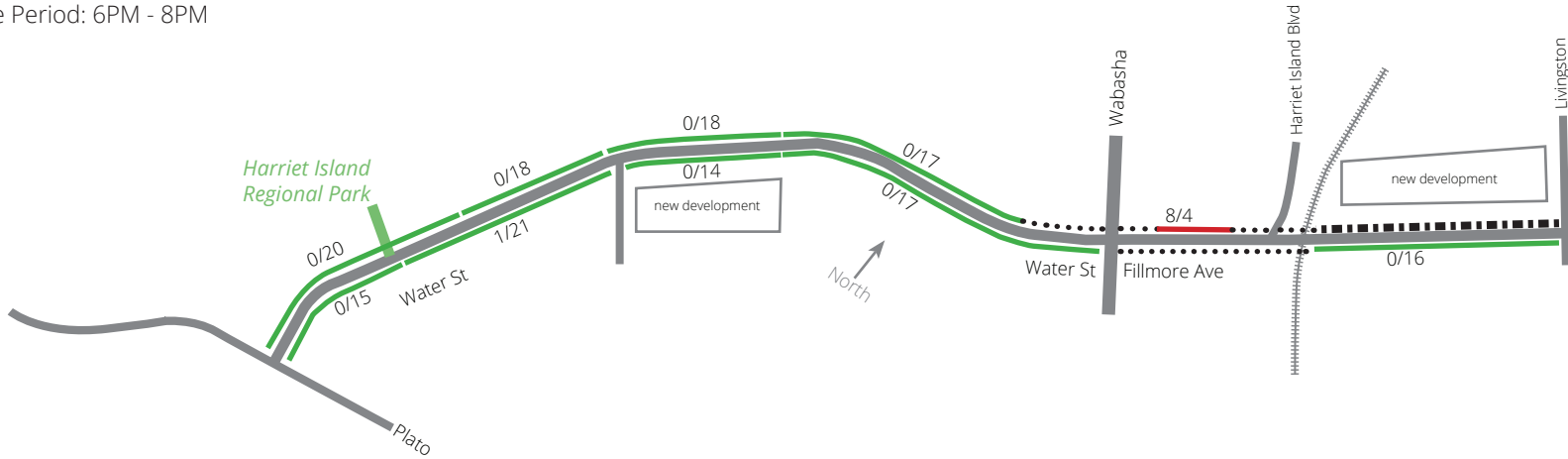
Example: 8/21 =
Observed parked cars/
Estimated legal parking capacity
(Observed parking utilization may exceed estimated legal capacity)



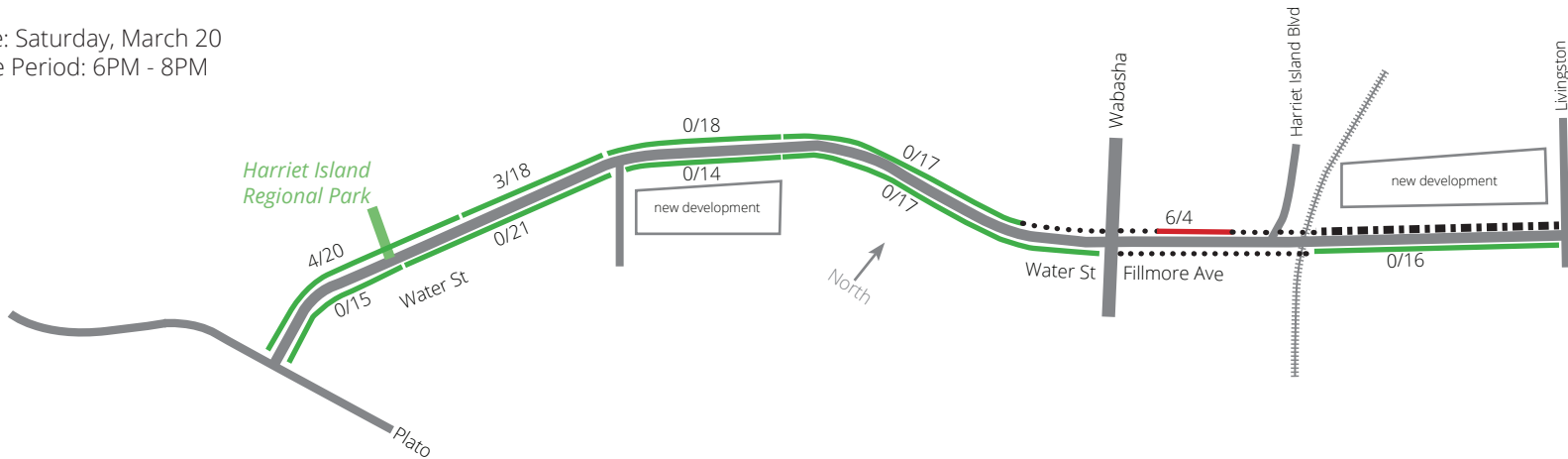
**SAINT PAUL
PUBLIC WORKS**

Water St - Fillmore Ave Parking Counts Weekend Evening (6PM - 8PM)

Date: Saturday, March 6, 2021
Time Period: 6PM - 8PM



Date: Saturday, March 20
Time Period: 6PM - 8PM



Legend

- Parking currently prohibited
- Temporary NO PARKING due to construction
- 0 - 49%
- 50 - 74%
- 75 - 100+%

Example: 8/21 =
Observed parked cars/
Estimated legal parking capacity
(Observed parking utilization may exceed estimated legal capacity)



**SAINT PAUL
PUBLIC WORKS**