

# SHARING DATA. INSPIRING ACTION.

**2012-13** Out-of-School Time Report





# A NETWORK IN ACTION.



WELCOME TO SPROCKETS' SECOND-ANNUAL CITYWIDE REPORT ON OUT-OF-SCHOOL TIME DATA.

We've come a long way in two short years.

We started with questions: basics like "How many programs are in Saint Paul, and how many youth do we serve?" and big-picture ideas like "Do we have the right mix of programs to meet the diverse needs of Saint Paul's youth?"

We're answering those questions.

But that's not all. We're championing new ways of understanding the social-emotional skills that a young person really needs to succeed.

Confidence and optimism, managing stress and controlling impulses, building relationships and communication skills, resisting negative peer pressure and making constructive choices — research shows that these skills are just as important as IQ for success in school and throughout life.

At the same time, it's complex. We're working to better understand how to put the right program pieces together to make a positive difference in the lives of youth.

Along the way we've become a leader locally and nationally in effective use of data.

We partnered with our colleagues in Minneapolis to start their own OST data collection efforts. Nationally, we're among the first to integrate participation, quality and youth outcome data for a new, holistic approach to understanding what's working, what's not, and how we can be even more effective.

We've accomplished much in two short years. Now, let's keep going. Let's use our shared data to inform and improve OST programming for all youth in Saint Paul.

Eyenga Bokamba, Director  
Sprockets

“There is nothing more important for the strength of our city than ensuring all youth receive the tools they need to succeed in school and in life. Sprockets is focused and committed to working with Saint Paul Public Schools to narrow the achievement gap.” — CHRISTOPHER B. COLEMAN, *Mayor, Saint Paul*

## DATA

2012–13 BY THE NUMBERS

### KNOW YOUR ABCs...

A few terms you'll see in this report:

- OST = Out-of-school time, including after-school and summer activities
- YPQA = Youth Program Quality Assessment
- SAYO = Survey of Afterschool Youth Outcomes
- SPPS = Saint Paul Public Schools

### ... AND YOUR 123s

The database, by the numbers:

7,475 youth from 33 organizations

The data in this report is based on these numbers, unless otherwise noted.

**CONTACT** Jocelyn Wiedow at 651.265.0720 or [jwiedow@ywcaofstpaul.org](mailto:jwiedow@ywcaofstpaul.org) today and join Sprockets.



“Learning doesn't end when the school bell rings. Sprockets is championing exemplary out-of-school time learning experiences that directly impact our students' success. We've been proud partners with Sprockets from the very beginning.”

— VALERIA SILVA, *Superintendent, Saint Paul Public Schools*





“We specifically focus on young people living in transitional housing. It’s easy for these kids to get left behind.”

– TARA MUNROE, *School Success Manager, YWCA St. Paul*

## YW READS Building Readers & Relationships

Phonics, fluency and vocabulary – it’s all there, but to 20 elementary-aged students in YW Reads, after-school time is just a fun game of Bingo or “Spill & Spell” with a friendly, familiar face.

Through case manager referrals, YW Reads finds eager, but struggling, young learners

who face challenges at home. All of the students qualify for free/reduced lunch, more than 90% are students of color, and most live in transitional housing.

The focus is tutoring and taking time to care. With some TLC from YWCA, these students gain reading skills and confidence.

A YW READS 2ND-GRADER RACES TO FORM WORDS IN A FUN GAME OF “LILY PAD LEAP” WITH A VOLUNTEER TUTOR.

# ACCESS

## REACHING YOUTH WITH THE GREATEST NEED.

IT’S NO SECRET THAT SAINT PAUL HAS WORK TO DO IN NARROWING THE OPPORTUNITY GAP. SPROCKETS IS PART OF THAT SOLUTION.

Consider this: The 2010 census tells us that 67 percent of youth ages 5 to 17 in Saint Paul are persons of color. Compare that to 77 percent in Sprockets partner programs. When we include youth over age 17, this climbs to 79 percent.

Many youth in the Sprockets network live in the city’s most economically challenged neighborhoods. These young people tend to have lower reading and math proficiency rates than SPPS overall.

**We’re reaching youth with the greatest potential to benefit from OST** – youth of color, youth in poverty, youth struggling academically. Eighteen organizations joined the Sprockets database this year, for a total of 33. That’s a good portion of the youth-serving organizations in Saint Paul.

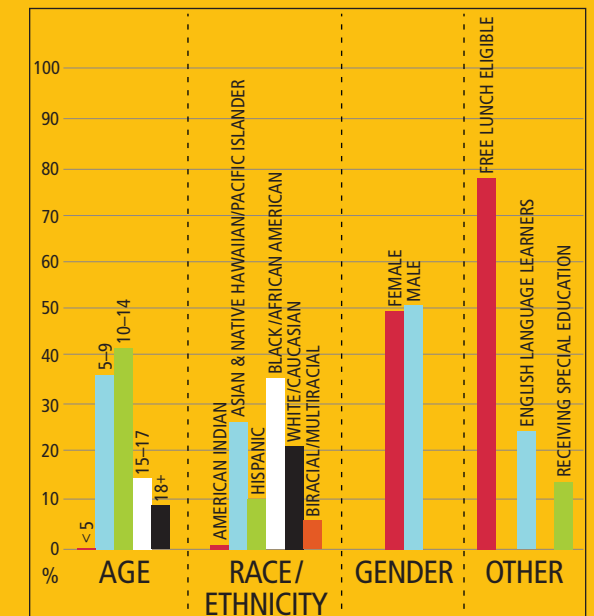
Now let’s ask ourselves: How can we best support these young people, youth workers, and the organizations that serve them to build up social-emotional skills and break down the opportunity gap?

**CHALLENGE: 24%** is the SPPS gap in four-year graduation rates between White and American Indian students, who have the lowest rates. *What can we do to ensure racial equity and success for all youth?*

## DATA


2012–13 BY THE NUMBERS

### Sprockets Network Youth



Data based on youth who attended Sprockets network organizations between Sep. 1, 2012 – Aug. 31, 2013.

### MCA Proficiency Rates



MCA=Minnesota Comprehensive Assessment  
Proficiency defined as meeting or exceeding MCA standards.  
Sprockets results based on students who were enrolled 150+ days in SPPS 2012–13.



“There is no single ‘dosage’ that will provide optimal impact; we also know that some outcomes require more dosage or intensity to observe impacts . . . [yet] it is clear from the studies reviewed that meaningful participation in OST programs has beneficial effects.”

— HARVARD FAMILY RESEARCH PROJECT, 2004

# PARTICIPATION

## ARE WE DOING ENOUGH?

IT’S A FACT: YOUNG PEOPLE MUST PARTICIPATE OFTEN AND REGULARLY TO EXPERIENCE THE FULL BENEFITS OF OST.

Our data shows that young people in the Sprockets network attended a median of 17 days during 2012–13. The majority of youth – 71 percent – attended fewer than 30 days of OST programming during the year.

### Intensity + duration = dosage.

We know we want youth to participate with greater intensity (the number of hours per day, days per week and weeks per year) and duration (the history of attendance over the years).

What we don’t know is why we average low dosage in Saint Paul.

Are we offering enough days of programming? Are we doing enough to support youth workers in their quest to keep young people coming back again and again? Are we referring youth to other opportunities on days our doors are not open?

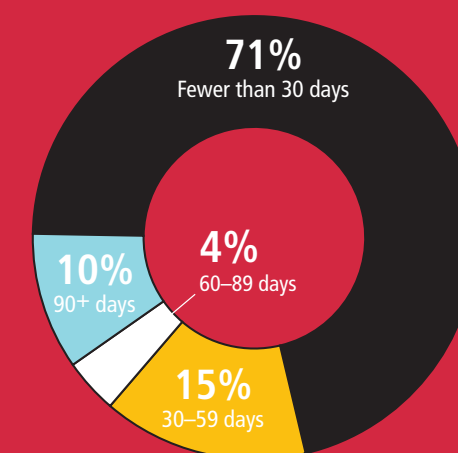
As a network, we have a challenge – an obligation – to better understand the factors impacting intensity and duration so we can strengthen youth participation in Saint Paul.

**CHALLENGE: 7%**  
of youth attended more than one network organization last year. *How can we encourage higher participation at multiple programs?*

## DATA

2012–13 BY THE NUMBERS

### Sprockets Youth Participation Days



### SPPS By the Numbers\*

- **21,564** experienced a wide array of enrichment programs, including photography, world languages, silly science, gymnastics, driver’s ed and more
- **6,395** participated in service learning experiences
- **6,010** attended 21st Century Community Learning Centers or Discovery Club after-school programs

*\* We’re thrilled that some young people take multiple community education courses! So please note that these numbers include duplicate counts. The Sprockets data system numbers reflect individual participants.*

## YOUTH FARM From Excel to Excellence

When you think of Youth Farm, you may think of neighborhood gardens overflowing with tomatoes, peppers and kale. Or perhaps noisy kitchens, where young people gather for cooking classes and community-building.

You probably don’t think of data tracking.


Upgrading from Excel spreadsheets to the Sprockets Cityspan database helped Youth Farm identify a troubling drop in middle school participants.

To address this, Youth Farm developed a “progressive program model,” with specific, intentional programming laser-focused on

each age range. Middle schoolers chose a new name – “All Stars” – and take on program leadership roles.

A FIRST-TIME YOUTH FARMER AND A MEMBER OF YF’S YOUTH COUNCIL SNACK ON VEGGIES THEY GREW IN THIS WEST SIDE GARDEN.





“Quality work requires structure, high expectations and patience. We’re building a very detailed, rigorous, systematic approach one step at a time.”  
– DEB CAMPOBASSO, *Community Education Coordinator, Saint Paul Public Schools*

## 21st CENTURY COMMUNITY LEARNING CENTERS

### A Culture of Quality

How do you get 80 staff at eight sites — serving nearly 4,700 young people spread across the city — all focused on improving quality?

That’s the challenge Saint Paul Public Schools 21st Century Community Learning Centers (21CCLC) is tackling head-on. For the past

four years, 21CCLC has been systematically embedding quality into its culture.

Today, quality is an expectation. 21CCLC’s methodical approach involves input from young people, teachers, youth workers and leaders. It includes peer coaching, collecting

data from surveys, assessments and evaluations, three annual staff trainings and more. The data collected throughout the year informs ongoing improvement strategies.

A SMALL CLASS OF 7TH AND 8TH GRADERS SPENT APPROXIMATELY 70 HOURS CRAFTING THIS CANOE WITH SPPS PARTNER URBAN BOATBUILDERS.

# QUALITY

## INFRASTRUCTURE & INNOVATION

COLLECTIVELY, WE REACH MORE THAN 7,400 YOUNG PEOPLE EVERY YEAR.

That’s 7,400+ opportunities to deliver high-quality programs. And quality, we know, directly impacts outcomes. That’s why we’re creating an infrastructure to support ongoing quality improvement for the entire Sprockets network.


How do we do it? By integrating the YPQA, SAYO and the Sprockets database to create quality improvement plans tailored to each organization. We’re among the first OST networks in the nation to combine participation, quality and youth outcome data for a more complete understanding of strengths, weaknesses and opportunities.

### Quality work requires an investment.

We’ve trained eight External Assessors this year, who will conduct YPQA observations for network partners. We’ve embedded certified quality experts in our network, so no Sprockets partner should struggle to afford regular quality assessments.

September 2013 marked the launch of the Sprockets Activator Improvement Cycle\*, our new ongoing approach to quality improvement.

We have the tools. We have the infrastructure. Now let’s get to work on raising the bar on quality.



**CHALLENGE 67%**  
of network organizations are trained in YPQA by Sprockets. *Will you assess quality and create an improvement plan this year?*

## DATA

2012–13 BY THE NUMBERS

### Measuring Quality

- **229** youth workers attended nine Foundational Skills Workshops on topics such as academic standards, creating an effective learning environment, engaging with youth and more.
- **30** youth work managers were trained to support their staff using a quality coaching framework.
- **23** organizations participated in the first-ever Quality Kick-off event in September 2013, launching the new Sprockets Activator Improvement Cycle.\*
- **8** individuals from six organizations trained as YPQA External Assessors, creating a highly qualified observer/assessor corps for the network.
  - **80%** is the reliability score External Assessors must achieve to be certified collectors of research-quality data to help evaluate your program’s quality.
  - **3** is the minimum number of YPQA observations each External Assessor will conduct annually for the Sprockets network.

\* See page 15 for more information on the Sprockets Activator Improvement Cycle





“If I want to be smart in math, I can do it. I just have to put my mind to it.”

– RAUL SALAZAR, *Junior at Johnson High School*

## RAUL SALAZAR A bright mind with big dreams

Raul Salazar dreams of being a professional boxer. Or perhaps an actor. Or maybe an engineer – a dream he wouldn't have even considered two years ago.

That's when Raul was failing math. That was before he met Tim Thao, his Sanneh Foundation Dreamline tutor. Raul calls Tim

“a friend, and the smartest guy I know. I knew he really wanted me to pass, and I wanted to prove to myself that I could do better.”

Today, Raul's easily passing math and is confident in his abilities.

“HE HELPED ME A LOT . . . AND I FELT PRETTY PROUD OF MYSELF,” SAID RAUL SALAZAR (LEFT) ABOUT TUTOR TIM THAO (RIGHT.)

# BENEFITS TO YOUTH

## SOCIAL-EMOTIONAL LEARNING ADVOCATES

SOCIAL-EMOTIONAL LEARNING. It's an increasingly important link between academic and life-long success. But how do we measure it? How do we even talk about it?

Seven Sprockets partners took on that challenge using NIOST's Survey of Afterschool Outcomes (SAYO) assessment.

**Through SAYO, we're quantifying important outcomes that we have been unable to measure consistently or reliably – until now.**

The results\* from evaluations conducted in fall 2012 and spring 2013 were encouraging. Young people demonstrated measurable, statistically significant improvements in Relations with Adults, such as:

- Appears comfortable spending relaxed 1:1 time with an adult (rated highest)
- Discusses interests or ideas with staff (the most dramatic change)
- Initiates interactions with adults

Organizations serving high school students also measured Initiative, with progress in:

- Demonstrates motivation to succeed (rated highest)
- Selects activities that build skills
- Devises and tests possible solutions to a problem

In the coming year, 13 Sprockets partners will use SAYO, providing even deeper insights into how social-emotional skills impact youth development.

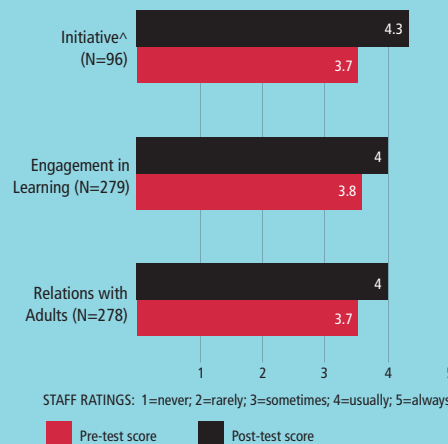
## CHALLENGE: 13

Sprockets network partners signed on to SAYO for 2013–14. *How will you measure social-emotional learning?*

## DATA

2012–13 BY THE NUMBERS

### SAYO Results



*^ Results for organizations serving high school students only*

### 2012–13 SAYO Participants

- Athletes Committed to Educating Students (ACES)
- Central Community Services
- Neighborhood Learning Community
- Saint Paul Neighborhood Network (SPNN)
- Women's Initiative for Self Empowerment (WISE)
- YMCA of the Greater Twin Cities
- YWCA of St. Paul

*\* Engagement in Learning was also measured and showed improvement, but not enough to be considered statistically significant.*





“Data is the only way to know if we’re having an impact.”

– MATT KJORSTAD, Executive Director,  
YMCA of the Greater Twin Cities

## DATA DAY

A time to reflect and course correct

Question: What is the YMCA’s Data Day?  
Answer: It’s what you get when you bring together 35+ staff, data on 950 youth and 1 giant game of *Jeopardy!*

In 2012, the YMCA hosted a special day to reflect on the previous year’s data. Staff identified successes, challenges

and lessons learned, and even made course corrections.

For example, the data revealed an opportunity to boost retention. YMCA staff emphasized active participation and intentionally engaging youth. The result? Young people more deeply

engaged in the Y, coming back again and again.

ENERGETIC 2ND GRADE SCHOLARS SHOW THEIR DELIGHT AT BEING REUNITED WITH FRIENDS IN THE YMCA SCHOOL SUCCESS PROGRAM.

# BUILDING A STRONG SUSTAINABLE SYSTEM

## STRONGER & SMARTER TOGETHER

A STRONG, SUSTAINABLE CITYWIDE NETWORK BENEFITS ALL OF US. Working together as a network provides a clearer picture of OST program effectiveness. It builds a stronger evidence base for OST’s importance. It ensures that the social-emotional skills learned through OST are recognized as essential to a young person’s development.

**Together, we know more. We’re doing more. And, we’re making a greater impact.**

The Sprockets database has grown to include 7,475 youth from 33 partner organizations. That’s an 86 percent increase in youth and a 120 percent increase in organizations compared to last year.

Through our SPPS data sharing agreement, we can see demographics and standardized test results for the 78 percent of Sprockets youth who are also SPPS students. It’s another way we can better understand the young people we serve.

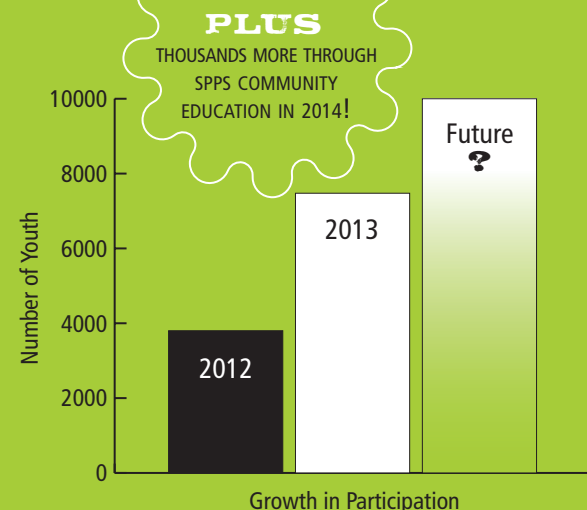
More youth, more accurate data, more tools and resources tailored to the network’s needs . . . it all adds up to a clearer picture of OST throughout Saint Paul and a stronger network, thanks to you.

**CHALLENGE: 229**  
individuals trained on the data system this year, bringing the total to 545. *How do we continue to grow?*

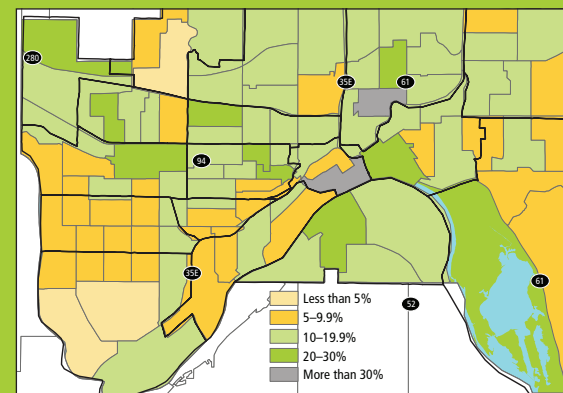
## DATA

2012–13 BY THE NUMBERS

### Youth in Sprockets Database



### % of Neighborhood Youth In the Sprockets Network



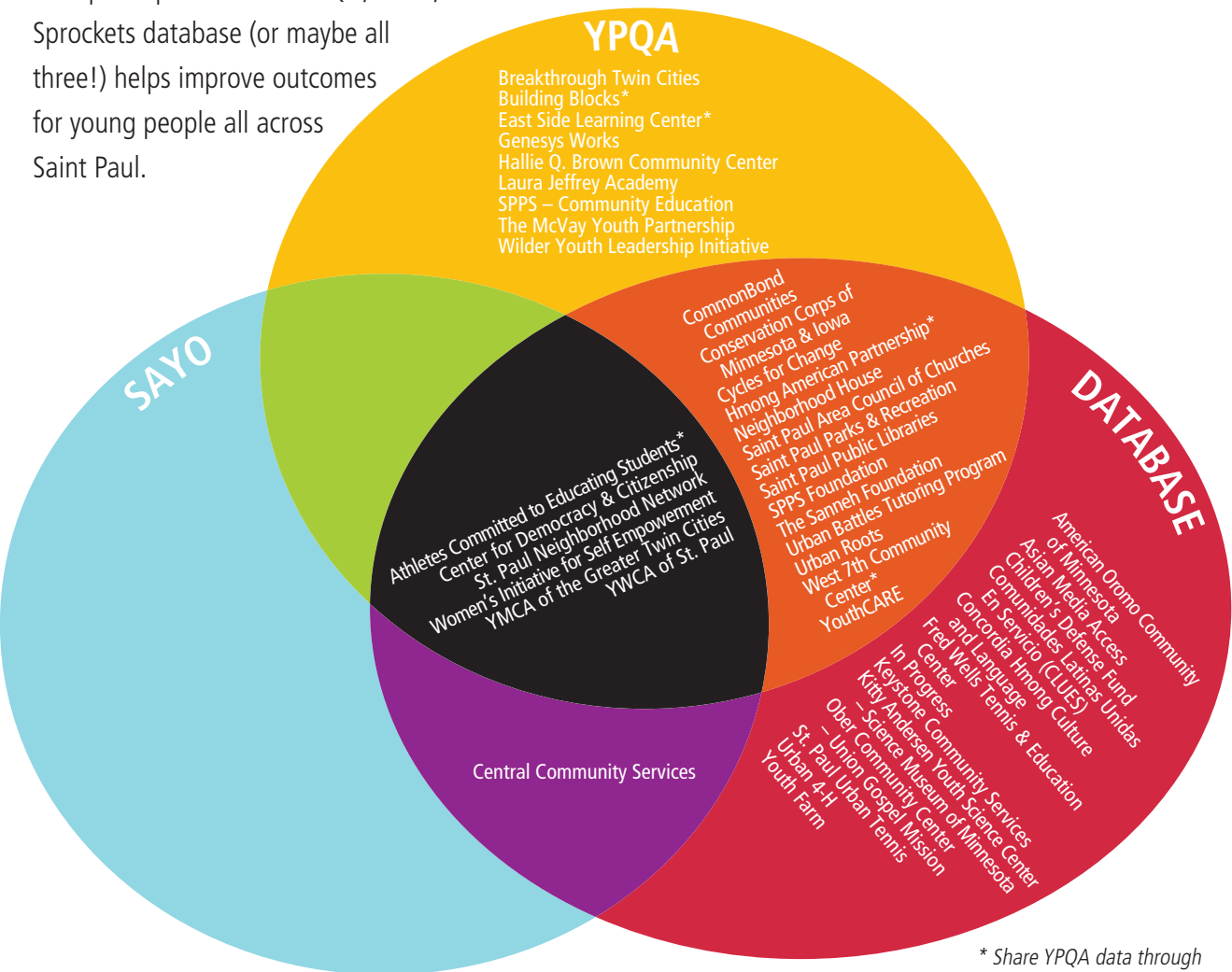


# SPROCKETS DATA PARTNERS

“Sprockets’ collaboration between the City and Saint Paul Public Schools is a model for others on how to build successful after-school networks.”  
– PRISCILLA M. LITTLE, *Initiative Manager, Learning and Enrichment, The Wallace Foundation*

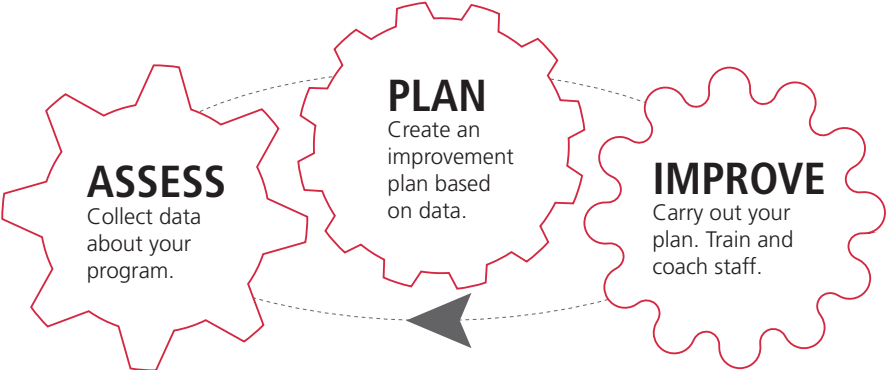
## THANKS FOR BEING PART OF THE SPROCKETS NETWORK.

Your participation in the YPQA, SAYO, Sprockets database (or maybe all three!) helps improve outcomes for young people all across Saint Paul.



\* Share YPQA data through SPPS Foundation partnership

## JOIN THE SPROCKETS ACTIVATOR IMPROVEMENT CYCLE.



Improve your program’s effectiveness by becoming an Activator. Start using at least one of the tools – YPQA, SAYO, Sprockets database – discussed in this report, and start raising the bar on quality.

You’ll be part of a year-round, ongoing series of workshops, trainings and assessments designed to help you best serve the youth in your program. And it’s all at no cost to you.

*Not ready to become an Activator?* Attend a Sprockets Foundational Skills Workshop, open to all Saint Paul youth workers. Visit [www.SprocketsSaintPaul.org](http://www.SprocketsSaintPaul.org) and search for “Professional Development.”

### Together, We Do More.

Once you’re part of Sprockets, you’re part of something bigger – a collaborative effort to improve the quality, availability and effectiveness of OST for all youth in Saint Paul so they can achieve their greatest potential.







**Successful Youth. Quality Programs. That's Sprockets.**

## **OUR VISION**

All Saint Paul youth will develop their abilities as learners, contributors, and navigators so they can recognize and achieve their greatest potential.

**SPROCKETSSAINTPAUL.ORG**



/SprocketsSaintPaul



@SprocketsStPaul

*Special thanks to our data partners: Amherst H. Wilder Foundation and Saint Paul Public Schools.*

*We also gratefully acknowledge the F.R. Bigelow Foundation, Greater Twin Cities United Way, Mardag Foundation, The Saint Paul Foundation, The Wallace Foundation, W. K. Kellogg Foundation and Youthprise for support that made this report possible. And we thank Saint Paul Public Schools, The Sanneh Foundation, YMCA of the Twin Cities, Youth Farm and YWCA of St. Paul for supplying the images used in this report.*