

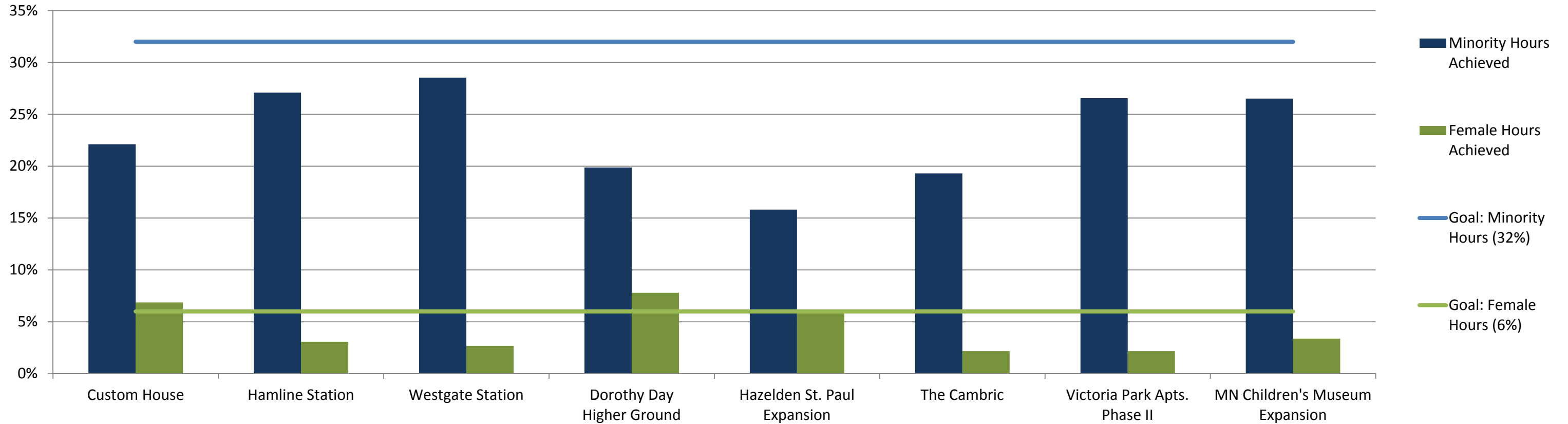


Human Rights & Equal Economic Opportunity

Monthly Major Projects Report – July 2016

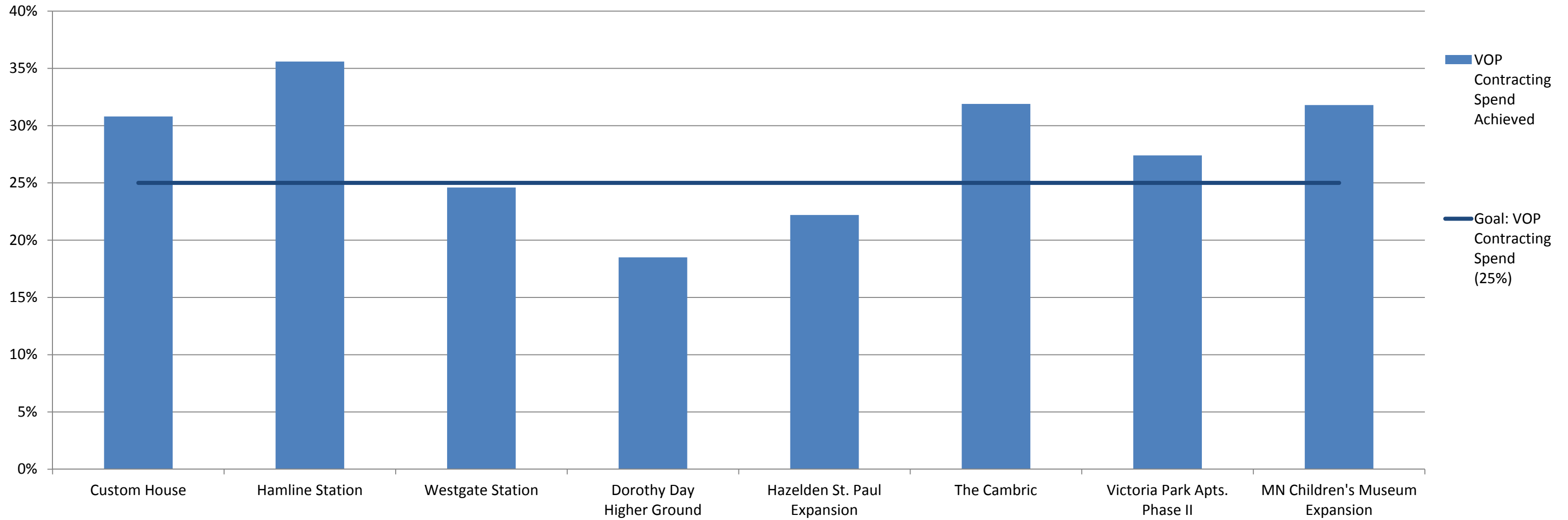
The City of Saint Paul HREEO Contract Compliance team ensures that the entire community can participate in the economic life of the City of Saint Paul. Contract Compliance monitors workforce and contracting activity on public construction projects in the City of Saint Paul. Workforce monitoring covers Affirmative Action/Equal Economic Opportunity laws, as well as State and Federal prevailing wage laws. Contracting monitoring covers Saint Paul's small business inclusion/vendor outreach program as well as Section 3 of the Housing and Urban Development Act of 1968. This report details compliance monitoring activity and goal status for major development projects through the City of Saint Paul and the Saint Paul Housing and Redevelopment Authority.

HREEO Affirmative Action/Equal Employment Opportunity – Workforce Goals & Achievements



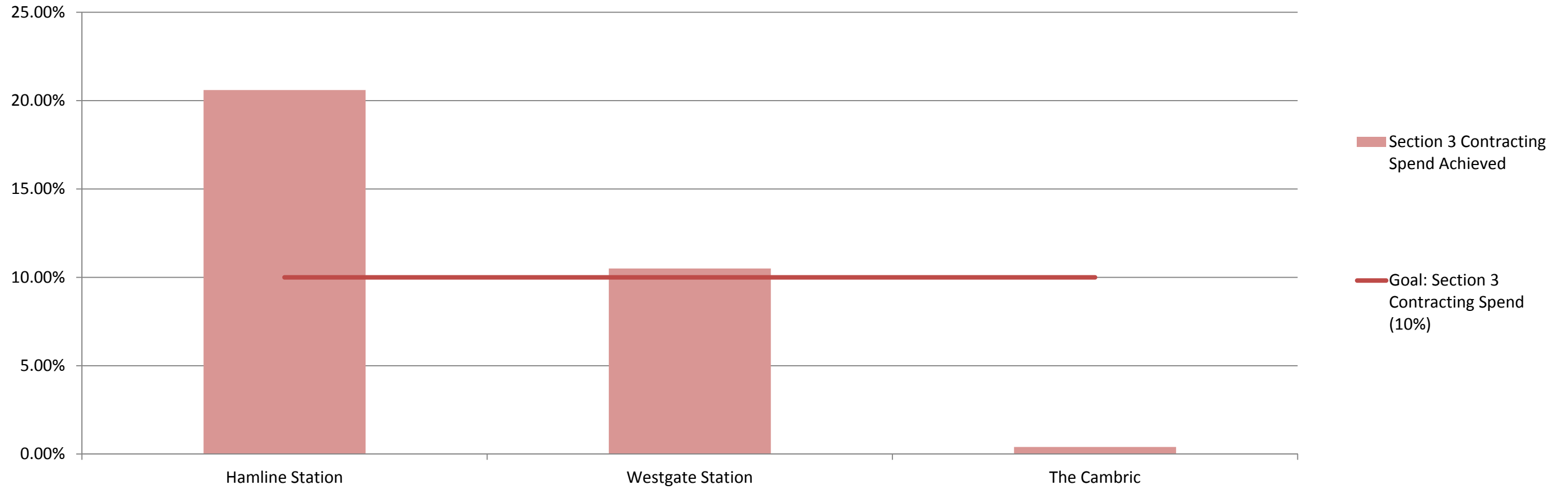
Project Name (General Contractor)	Custom House (Frana Companies)		Hamline Station at 1339 University (Anderson Companies)		Westgate Station at 2700 University (Kraus-Anderson Const.)		Dorothy Day Higher Ground (Watson-Forsberg)		Hazelden St. Paul Expansion (Knutson Const.)		The Cambric (Weis Builders)		Victoria Park Apartments, Phase II (Stonebridge Const.)		Minnesota Children's Museum Expansion (JE Dunn)	
Total Workforce Hours	305,683.14		101,018.54		112,963.87		63,560.00		93,875.37		90,376.21		62,399.75		29,010.00	
	Hours	%	Hours	%	Hours	%	Hours	%	Hours	%	Hours	%	Hours	%	Hours	%
ACHIEVED: Minority Workforce Hours	67,587.58	22.11%	27,303.81	27.09%	32,224.10	28.53%	12,636.50	19.88%	14,851.42	15.82%	17,449.75	19.31%	16,573.00	26.56%	7,692.93	26.52%
GOAL: Minority Workforce Hours	97,818.60	32.00%	32,325.93	32.00%	36,148.44	32.00%	20,339.20	32.00%	30,040.12	32.00%	28,920.39	32.00%	19,967.92	32.00%	9,283.20	32.00%
ACHIEVED: Female Workforce Hours	20,992.74	6.87%	3,112.25	3.08%	3,023.10	2.68%	4,956.75	7.80%	5,571.68	5.94%	1,965.75	2.18%	1,352.25	2.17%	981.43	3.38%
GOAL: Female Workforce Hours	18,340.99	6.00%	6,061.11	6.00%	6,777.83	6.00%	3,813.60	6.00%	5,632.52	6.00%	5,422.57	6.00%	3,743.99	6.00%	1,740.60	6.00%

HREEO Vendor Outreach Program (VOP) – Contracting Goals & Achievements



Project Name (General Contractor)	Custom House (Frana Companies)		Hamline Station at 1339 University (Anderson Companies)		Westgate Station at 2700 University (Kraus-Anderson Const.)		Dorothy Day Higher Ground (Watson-Forsberg)		Hazelden St. Paul Expansion (Knutson Const.)		The Cambric (Weis Builders)		Victoria Park Apartments, Phase II (Stonebridge Const.)		Minnesota Children's Museum Expansion (JE Dunn)	
Total VOP Business Opportunity	\$46.0 mil.		\$20.0 mil.		\$32.0 mil.		\$25.9 mil.		\$11.0 mil.		\$15.1 mil.		\$15.2 mil.		\$10.0 mil.	
	\$	%	\$	%	\$	%	\$	%	\$	%	\$	%	\$	%	\$	%
ACHIEVED: VOP Contracting Spend	\$14.2 mil.	30.8%	\$7.1 mil.	35.6%	\$7.8 mil.	24.6%	\$4.7 mil.	18.5%	\$2.4 mil.	22.2%	\$4.8 mil.	31.9%	\$4.2 mil.	27.4%	\$3.2 mil.	31.8%
GOAL: VOP Contracting Spend	\$11.5 mil.	25%	\$5.0 mil.	25%	\$8.0 mil.	25%	\$6.5 mil.	25%	\$2.8 mil.	25%	\$3.8 mil.	25%	\$3.8 mil.	25%	\$2.5 mil.	25%

HREEO HUD Section 3 – Contracting Achievements



Project Name (General Contractor)	Hamline Station (Anderson Cos.)		Westgate Station (Kraus-Anderson Const.)		The Cambric (Weis Builders)	
Total Section 3 Business Opportunity	\$18.8 mil.		\$37.2 mil.		\$16.5 mil.	
	\$	%	\$	%	\$	%
ACHIEVED: HUD Section 3 Contracting Spend	\$3.9 mil.	20.6%	\$3.9 mil.	10.5%	\$75k	0.4%
GOAL: HUD Section 3 Contracting Spend	\$1.9 mil.	10.0%	\$3.7 mil.	10.0%	\$1.6 mil.	10.0%