




WHAT LEADS TO GOOD REBOUNDING:
Knowledge
Skill
Determination

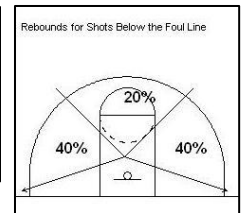




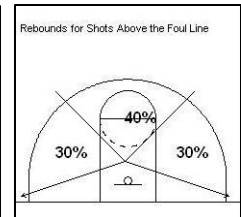
Knowledge

Good rebounders understand the game. They study who shoots, when and from where. If you know a player likes to shoot the ball from the right corner, instead of working on something that is going to be non-productive, get yourself in a position to rebound when he/she gets the ball in the right corner. That is preparation that will allow you to overcome most players you have to rebound against.

Good rebounders understand where the ball will go. Shots taken from the wing down to the baseline rebound back at the same angle or over at an opposite angle 80% of the time. Only 20% of shots rebound to the front of the rim.



Shots taken above the foul line extended to the top of the key rebound 60% to the sides and 40% to the front of the rim. Good rebounders are proactive. Study where the shots come from and react accordingly before the ball misses. You might miss a few but you will get a lot.



Good rebounders also understand that a long shot often produces a long rebound. Not always, but you have to play percentages. How long will the rebound be? Well that would be purely a guess. However, while we understand that being close to the rim is good for rebounding, you can be too close. Assume that EVERY shot will be a long rebound and position yourself as such. A good guide for position is the NBA charge/block arc in the lane. That is about the area you want to get to on a missed shot.



Skill

The skills of rebounding are simple: prepare your hands, block out, catch the ball. As simple as it sounds, these are skills that have to be practiced.

Drill To Get Your Hands Up

McHale Taps

On the right side of the backboard, jump and dribble the ball off the backboard with your right hand. Time your jump so you dribble the ball while you are in the air. Pick a spot on the backboard to dribble at so you are not just batting the ball up. Do not bounce between dribbles, each jump is a dribble. With each dribble with your right hand (advanced players), touch the rim with your left hand. If you can't get the rim, try to get the net. Switch sides and hands. Work up to 50 taps or 2 minutes.


Drill to Get Your Hands Ready

Bangs

Start on the right side. Grab the ball with 2 hands, jump and bang the ball on the backboard, as hard as you can, 3 times. On the 4th jump, put the ball in the basket. If you can't get the backboard, use the wall.

Change sides. Work up to 20 bangs

Keep the ball over your head. No rest or winding up between jumps.



Determination

While the shortest distance between 2 points might be a straight line, the same cannot be said of a rebound. While you can play the odds (see knowledge), trying to predict where a rebound will carom is like predicting how a football will roll after landing on its point. Balls hit hands, hits the rim multiple times, players are pushed out of position -- there are 2nd and 3rd chances when you did not think you had one chance. You have to condition yourself that you can get every rebound and go after it again and again until you grab it.

Boxing Out

[Boxing on a rebound](#) is very important. However, it is not as important as getting the ball. Boxing is a momentary action intended to impede the path of an opponent and delay his ability to go after the ball. I have seen many games lost due to a great box out but nobody went after the ball. In addition, boxing out is a confusing term. Previously we discussed rebounding position (around the NBA block/charge line). What would you do if your opponent is inside of you in that rebounding position? You can't box him out because he is inside of you. I would box him in, turn and push him toward the basket. What if you are under the basket with your defender on your back? Would you box him out into good rebounding position? I would turn and box him in, under the basket.

When [boxing out](#), find your man as soon as a shot goes up. Pivot in the most comfortable and efficient way you can, into an athletic position that looks like you are sitting on a chair. Immediately your arms go up, your elbows go out and your hands get ready to grab the ball. We discussed above the reasons for getting your arms up and hands ready (see skills). The purpose for getting your elbows out is NOT to hit anyone, but it does make you wider and more difficult to go around. In this position, bump your man with your butt and then go after the ball.



Boxing out (or in) is not only a defensive maneuver but can be an offensive maneuver as well. Use it any time you are in position to do so. Be aggressive and take control of the situation. Don't wait for your man to make a move, go and get him before he has a chance to move.



Remember, to be a good rebounder or a good rebounding team doesn't necessarily mean you get every rebound, just be sure your opponent doesn't get it.

The Truth About Rebounding

Technique will certainly help any rebounder, however rebounding is one area in basketball where you can excel with out technique. True greatness in rebounding, either as an individual or as a team lies in the emphasis and the value you place on it.

Jim Calhoun, the great coach at the University of Connecticut, says you should be able to walk into a practice and within 15 minutes you should be able to figure out what is important to the coach and the team. If you look at his teams, going all the way back to his days at Boston State and Northeastern, you will see that his teams are always one of the leaders in the nation in rebounding. **Rebounding** is a prominent feature in his offensive and defensive schemes. When you walk into his practice, it is evident immediately how important rebounding is to him and his team. In addition, one of the "Laws of Learning" is "primacy" (what is learned first is learned best). In Coach Calhoun's practices, the first drills they do every day are rebounding drills.