

CITY OF SAINT PAUL

Public Works

Division of

Street Design and Construction



Tedesco Street Reconstruction Project



CITY OF SAINT PAUL

Public Works

Street Design and Construction

Chris Engelmann - Project Manager

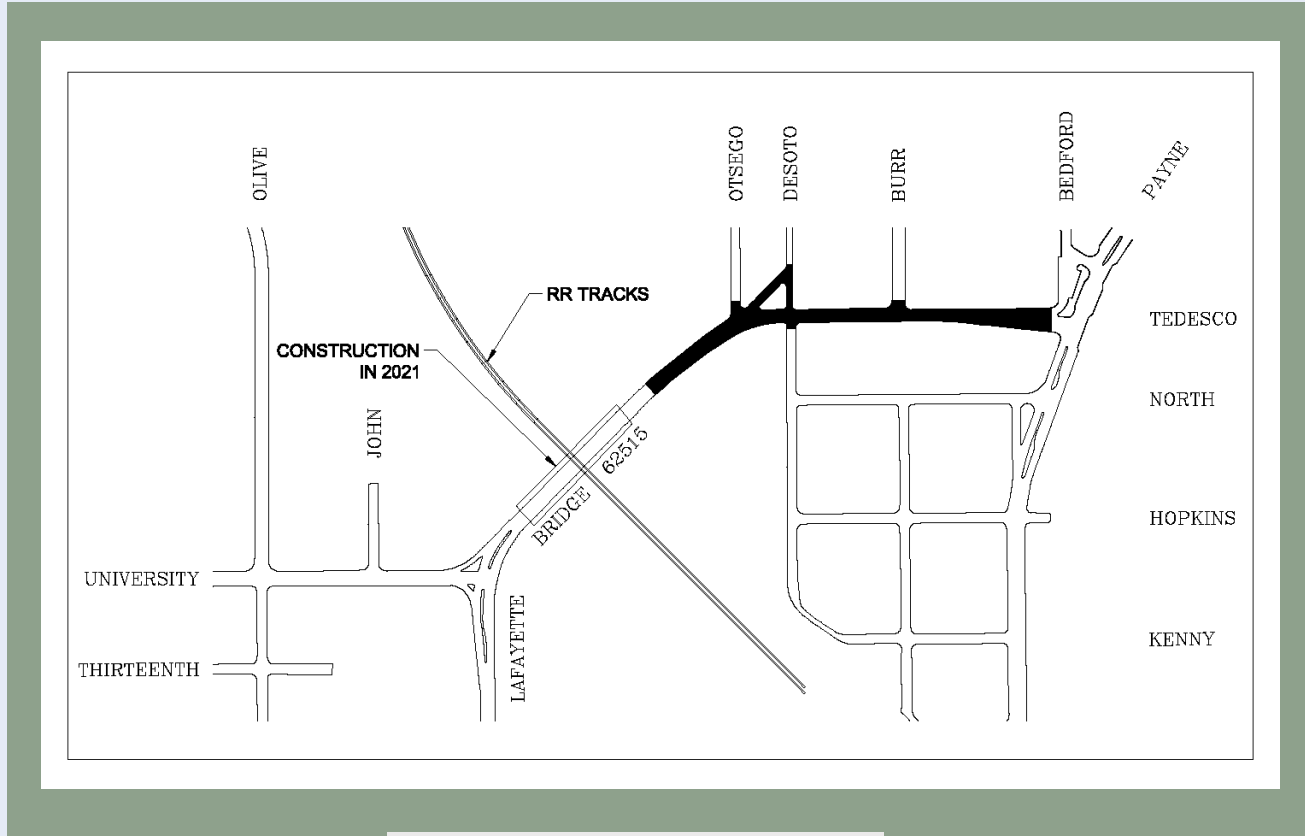
651-266-6084

<https://www.stpaul.gov/departments/public-works/street-design-and-construction>



TEDESCO STREET

Project Map



www.stpaul.gov/construction



TEDESCO STREET

Project Schedule

- City Council approval/Public Hearing on April 15, 2020 (depending on circumstances).
- Start construction spring/summer of 2020 – aim to be ready as soon as the weather permits, but other factors may impact the start.
- Planned end of major construction fall of 2020.
- The schedule of the project may be adjusted should unforeseen circumstance occur, poor weather, and based on work progression. Work not completed in 2020 is planned to be completed in 2021.
- Detours and staging will be determined in coordination with the contractor and will be shared prior to construction starting.

TEDESCO STREET

What is the Project Improving?

- New concrete curb and gutter
- New pavement (32-foot width)
- Bike lanes
- Concrete driveway aprons
- Sidewalk and ADA-compliant pedestrian ramps
- Utility upgrades
- Lantern-style street lighting
- Urban forest, removal and tree planting
- Sodded boulevards

TEDESCO STREET

Example Before and After



TEDESCO STREET

Typical Section – Near Burr Street



TEDESCO STREET

Example Concrete Curb and Gutter with Catch Basins

Before



After



TEDESCO STREET

Example Bituminous Pavement

Before



After



TEDESCO STREET

Example Sidewalk Replacement



Sidewalk Replacement

- 5 to 6-foot walk
- Typically set at property line
- Completed as necessary depending on existing condition or project impacts

TEDESCO STREET

Example ADA-Compliant Pedestrian Ramps

Fan Ramp



Directional Ramp



TEDESCO STREET

Example Driveways




Driveway aprons will be concrete regardless of any existing special material

New driveway aprons will be reconstructed at 12-foot-max, 30 feet beyond the garage



TEDESCO STREET

Example Sod Boulevards





TEDESCO

Example Boulevard Gardens

If you have a boulevard garden or plants you want to salvage:

- Coordinate with the project to identify areas you do not want sod placed
- Plan to remove plants in the spring *before construction work begins*



CITY OF SAINT PAUL

Public Works

Traffic and Lighting

Ben Hawkins

Customer Service Desk 651-266-6200

<http://www.stpaul.gov/departments/public-works/traffic-lighting>

TEDESCO STREET

Lantern-style Street Lighting

Before



After



CITY OF SAINT PAUL

Parks and Recreation

Forestry

Zach Jorgensen

Forestry Customer Service 651-266-6400

<https://www.stpaul.gov/departments/parks-recreation/natural-resources/forestry>

TEDESCO STREET

Tree Removals – Trees in Conflict with Project or Diseased



TEDESCO STREET

Tree Planting - Types of Trees Planted



Buckeye
Catalpa
Crabapple
Hackberry
Honeylocust
Hybrid Elm
Ironwood
Kentucky Coffee
London Plane
Oak
River Birch
Serviceberry

TEDESCO STREET

Below the Surface





SAINT PAUL REGIONAL WATER SERVICES

SPRWS Engineering Service Desk

651.266.6270

1900 Rice Street

Saint Paul, MN 55113

<https://www.stpaul.gov/departments/water-services/lead-household-water>

WATER MAIN REPLACEMENT



- ▶ Water main is approx. 8' feet deep
- ▶ Most existing residential water mains are 6" diameter cast iron pipe.
- ▶ Most mains are replaced as 8" diameter ductile iron pipe or 8" PVC dependent on existing soils
- ▶ Installation by PW Contractor, SPRWS providing temporary water
- ▶ Water main must pass a series of bacterial tests, pressure tests, and conductivity tests prior to being put in service

TEMPORARY WATER MAINS



- ▶ 2” PVC pipe laid in the grassy area or on edge of sidewalk
- ▶ Fully Bacterially tested prior to hook-up
- ▶ Will become quite warm during the summer
- ▶ Water is provided at no cost when connected to temporary water

TEMPORARY WATER CONNECTION



- ▶ Back fed through outside hose spigot through the use of a grey potable water rated hose.
- ▶ A wye is installed to allow use of garden hose while connected
- ▶ Notification of temporary water will be posted on front door.
- ▶ Temporary water crew will need to access the water meter inside building twice, once during install and once for the take down

WATER SERVICE CONNECTION



- ▶ Water services are re-connected to the main once the watermain is fully tested and live.
- ▶ Most existing copper services are reconnected with only excavation at the watermain
- ▶ All lead services are replaced with copper pipe from the main to property line or water service valve box at SPRWS cost

LEAD SERVICE REPLACEMENT



- ▶ All Lead water services will be replaced from the water main to the property line or water service stop box
- ▶ Replacements to stop box are only done if there is an obstruction at the property line or if a private plumber has already replaced the water service inside property to the stop box


LEAD SERVICE REPLACEMENT



- ▶ New 1” copper water service installed in same location as the old 5/8ths or 3/4ths lead service
- ▶ old lead pipe either removed or abandoned in place, depending on situation
- ▶ Transition joint installed at property line from new copper service to existing material inside property.

LEAD SERVICE REPLACEMENT INSIDE PROPERTY

- ▶ Can be assessed onto taxes over 20-years
- ▶ Building owner will have to obtain private plumber and get quotes
- ▶ Excavation of yard generally not needed
- ▶ Costs are reduced because restoration is done in the ROW by the project
- ▶ Plumber list and information will be mailed to property owner addresses
- ▶ Additional information available from the SPRVS Engineering Service Desk 651.266.6270



CONTACT INFO

▶ Graeme Chaple

Damage Prevention and Inspections Supervisor

Cell: 651.775.3030

Email: graeme.chaple@ci.stpaul.mn.us

▶ SPRWS Engineering Service Desk

651.266.6270

1900 Rice St

Saint Paul, MN 55113

CITY OF SAINT PAUL

Public Works

Sewer Division

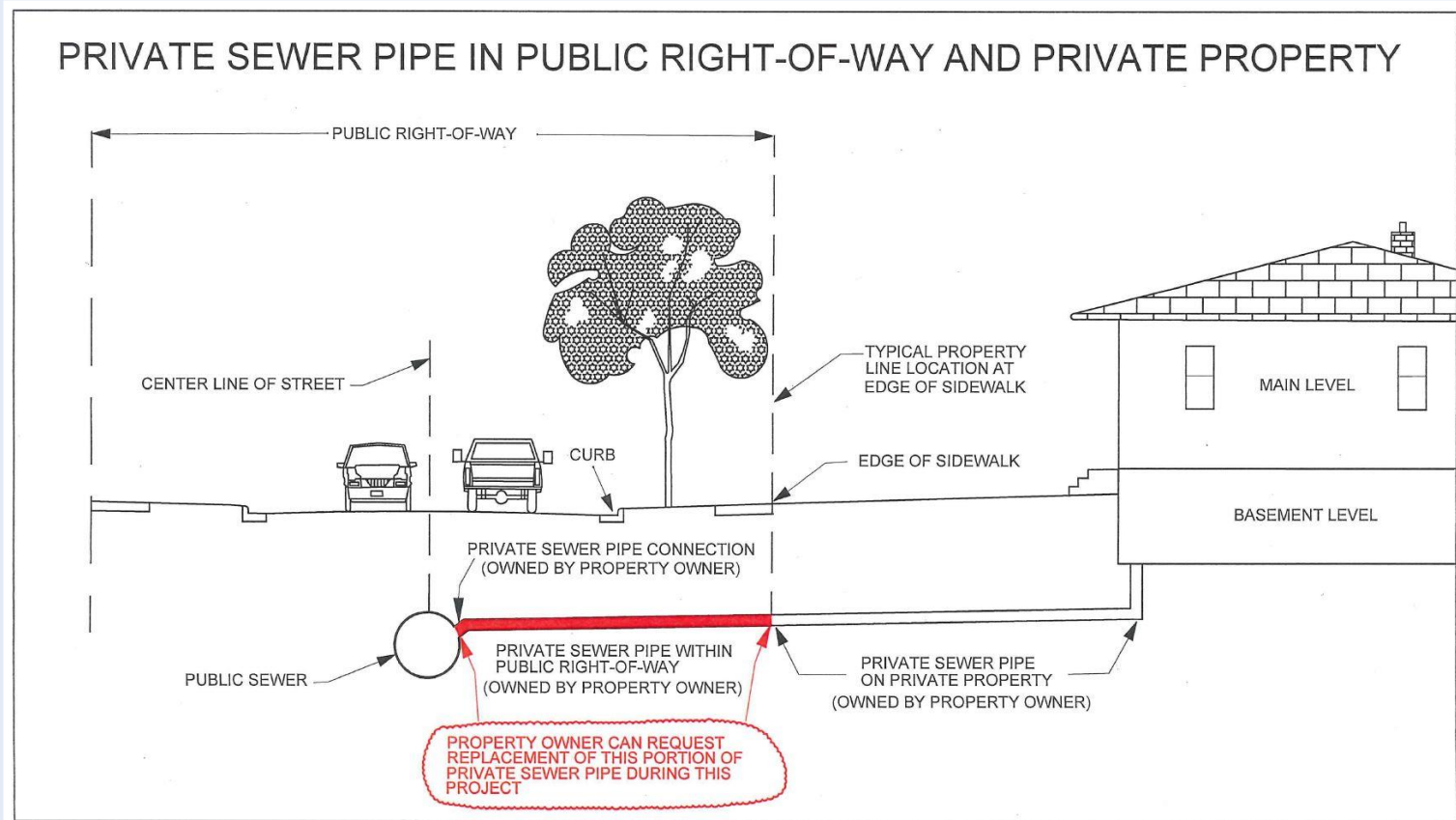
Sewer Utility Permit Desk 651-266-6234

PW-SewerCounter@ci.stpaul.mn.us

<https://www.stpaul.gov/departments/public-works/sewer-utility-divison/property-owner-information>

TEDESCO STREET

Sanitary Sewer Replacement Option



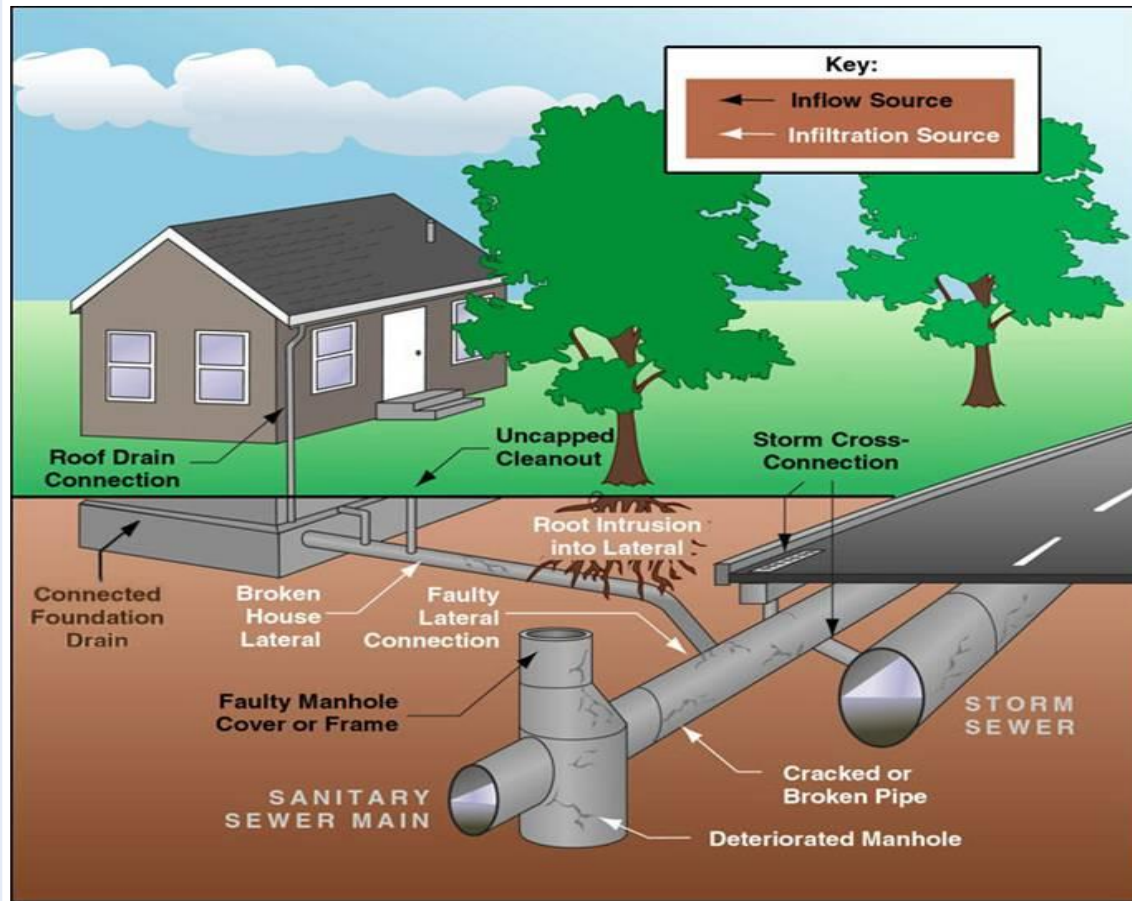
Eligible property owners received a notice in November 2019



Sewer Division

TEDESCO STREET

Sanitary Sewer Service Issues



TEDESCO STREET

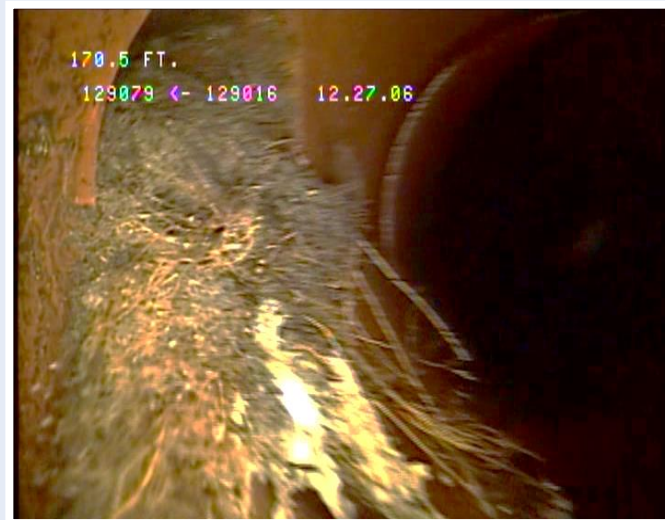
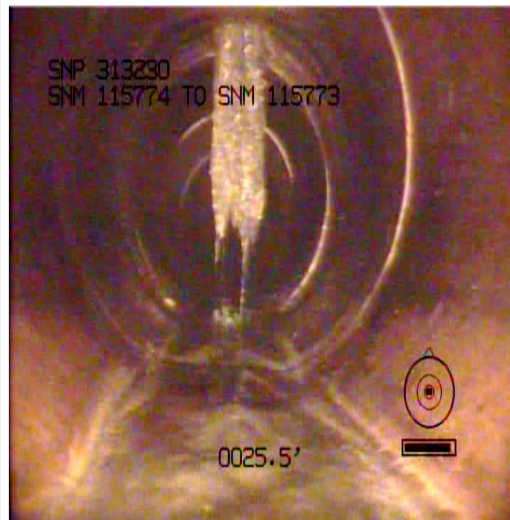
Warning Signs of a Defective Sewer Service

- Does your drain run slowly or gurgle?
- Do you have sewer odors?
- Do you know where your sewer service runs?
- Are there bushes or trees planted over it?
- Has your sewer line ever been cleaned and inspected?
- Do you have a garbage disposal and do you use it for everything?
- Is there a sinkhole or depression near your home, boulevard, or street?

TEDESCO STREET

Common Sewer Problems


- Dropped connection to the main
- Broken clay pipe
- Root intrusion



TEDESCO STREET

Benefits of Repairing the Sanitary Sewer Service

- Extends the system service life
- Reduces the risk of:
 - ✓ Sewer backups
 - ✓ Sinkholes
 - ✓ Rodent access
- Cheaper during construction
 - ✓ Fixed rate
 - ✓ Don't have to pay for street restoration
 - ✓ 20 years to pay



TEDESCO STREET

Sanitary Sewer Service Cost

COST COMPARISON INFORMATION

Replacing Your Sewer Service From the Main to the Property Line

During Construction

Approximately **\$3,500**

- Cost to property owner can be spread out over a 20-year term/assessment
 - No street restoration costs

After Construction

Typically More Than **\$5,000**

- Restoration costs are paid by the property owner

If you are interested – **ACT NOW!**



TEDESCO STREET

Living Through a Construction Project

Noise

Dust

Mud

Limited Access

Inconvenience



TEDESCO STREET

Living Through a Construction Project

- Your street will be dug up numerous times
- The work is done in layers and often by different crews doing different types of work
- Plan on 4 months of disruption
- Residents and emergency vehicle access will be maintained at all times

TEDESCO STREET

Living Through a Construction Project

- All of the construction is done by private construction companies
- They are very busy and this isn't their only project
- Most road work is weather-dependent and rain *will* delay work
- Contractors work 5-to-6 days a week from 7:00 a.m. until 7:00 p.m.
- The City of Saint Paul will have an onsite representative (construction inspector) to inspect the contractor's work

TEDESCO STREET

Living Through a Construction Project



**ROAD CLOSED
TO
THRU TRAFFIC**

You can get to your house, but you cannot get all the way through - you will eventually come to a **ROAD CLOSED** sign



**ROAD
CLOSED
DO NOT ENTER!**

TEDESCO STREET

Living Through a Construction Project

- The contractor will post **NO PARKING** signs everywhere
- If there is *no* activity on your block, you may park in front of your house
- If there *is* activity on your block, please leave contact information on the dashboard - the contractor would rather call you than a tow truck
- Police agree not to ticket unless requested by Public Works or the contractor



TEDESCO

Living Through a Construction Project

- You will receive a letter prior to the start of construction - keep this for names and contact numbers
- A flyer will be handed out a week before construction starts on your block - check front doors for flyers
- Onsite Public Works inspector - the construction inspector should be your first call with questions or issues
- Weekly updates will be posted to the city's website at www.stpaul.gov/construction



TEDESCO STREET

Living Through a Construction Project



Pavement removal and grading

TEDESCO STREET

Living Through a Construction Project



Curb and gutter construction

TEDESCO STREET

Living Through a Construction Project



TEDESCO STREET

Living Through a Construction Project



Asphalt paving

TEDESCO STREET

Living Through a Construction Project



Boulevard grading and sidewalk infill

CITY OF SAINT PAUL

Office of Financial Services

Real Estate Section

Assessments

Lynn Moser

Assessment Office 651-266-8858

www.stpaul.gov/assessments

TEDESCO STREET

Saint Paul Streets Program

Cost of Street Projects

Project Cost Versus City Cost

- Project cost - calculated by the Department of Public Works
- City cost – component of project cost
 - Covers street work only
 - Often less than project cost since other non-street work (sewers, water lines, etc.) not included

Financing Street Projects

- Previous financing – street improvement bonds
 - Required 20% of project costs assessed to property owners
- Current financing – street reconstruction bonds
 - Requires City Council–approved 5-year plan for street reconstruction projects
 - No minimum assessment percentage required

TEDESCO STREET

Saint Paul Streets Program

Determining the Assessment

- Assessment rates were mailed directly to properties on the corridor
- Public hearing is scheduled for April 15, 2020



TEDESCO STREET

Saint Paul Streets Program

Determining the Assessment

- Determine assessable cost – portion of city cost to be assessed
- Calculate per-foot assessment rate – divide amount by total frontage
- Calculate each property's assessment – multiply assessment rate by each property's frontage
- Verify reasonableness of assessments – based on appraisal firm analysis of project benefit to property values



TEDESCO STREET

Assessment Schedule

Assessment Process/Approval

- Construction approved April 15, 2020(Final Order)
- Assessment approved fall of 2020 (Ratification of Assessment)

Pending Assessment

- Assessment is “pending” after the Final Order is approved
 - Visible for property owners or title companies
 - Payments are accepted (partial or full)

Levied Assessment

- Assessment is “levied” after the Ratification of Assessment is approved
 - Invoice mailed, 30 days to pay to avoid interest
 - If not fully paid, annual installments automatically go onto property taxes
 - Paid over 20 years with simple interest and a flat fee
- Delayed payment of Special Assessment for Senior Citizens or Permanently Disabled
 - Not a forgiveness of the assessment
 - Interest accrues the same as non-deferred



TEDESCO STREET

Saint Paul Streets Program

Sanitary Sewer and Water Connections

- Requested by property owner
- Separate assessment(s)

View / pay assessment at www.stpaul.gov/assessments



Questions



TEDESCO STREET

Contacts

Project Manager	Chris Engelmann	651-266-6084
Project Engineer	Cheng Xiong	651-266-6168
Construction Inspector	Bill Vos	651-755-1246
Public Works Street Lighting	General Line	651-266-6200
Parks and Recreation	Forestry Unit	651-266-6400
SPRWS (Water)	Service Desk	651-266-6270
Public Works Sewers	Utility Permit Desk	651-266-6234
Real Estate Section - Assessments	General Line	651-266-8858

